

NITRO

PERFORMANCE FISHING BOATS



2017 MODEL YEAR
NITRO.COM

CHAMPIONS AREN'T BORN.
THEY'RE MADE.



"NITRO boats have been my most important companion on the water for over 25 years. The reliability, fishability and performance of these high-performance fishing machines give me the advantage to make that one extra cast before the run back to the weigh-in and that one extra pound in the livewell that bumps me to the top of the leaderboard. I wouldn't be where I am today if it weren't for these incredible boats."

Kevin VanDam
KEVIN VANDAM

NITRO® Elite Pro
 2016 Toledo Bend, TX Elite Champion
 2016 Cauga, NY Elite Champion
 2016 Niagara, NY Elite Bracket Champion
 4-time Bassmaster Classic® Champion
 7-time Toyota® Angler of the Year
 Over \$6 Million in Career Earnings

Fishing for a living. It's a dream many of us aspire to—but in one of the most exciting and unpredictable sports in the world, only the best of the best become real contenders. And that's why top anglers, like Kevin VanDam, Edwin Evers, Rick Clunn and Ott DeFoe choose NITRO. 2016 was our best Bassmaster season yet, with championships in 6 of 12 tournaments. Every NITRO is a pure fishing machine designed to help you climb that long ladder to tournament glory with outstanding performance, fishability, and reliability.

2016 BASSMASTER CLASSIC® CHAMPION

"The reliability of my NITRO was key in helping me make that crucial run to the Elk River in my 2016 Classic win."

Edwin Evers

EDWIN EVERS
 NITRO® Elite Pro
 2016 Bassmaster Classic® Champion

2016 ST. JOHNS RIVER, FL ELITE CHAMPION

"I've helped NITRO develop boats for over 20 years, and we've designed them to allow anyone to become a champion."

Rick Clunn

RICK CLUNN
 NITRO® Elite Pro
 4-time Bassmaster Classic® Champion

2016 LA CROSSE, WI ELITE CHAMPION

"NITRO boats have had my back for almost a decade now—and they're a critical part of my success."

Ott DeFoe

OTT DEFOE
 NITRO® Elite Pro
 6-time Bassmaster Classic® Qualifier

NITRO
 PERFORMANCE FISHING BOATS®

YOUR HEADQUARTERS FOR EVERYTHING OUTDOORS



3 CONVENIENT WAYS TO SHOP



IN PERSON

With over 75 Bass Pro Shops and 200 NITRO dealers worldwide, there's a location nearby where you can see a NITRO and have your questions answered by an expert.



BY PHONE

Call us at 855.630.2711 to speak to one of our knowledgeable representatives.



ONLINE

Visit the newly redesigned NITRO.COM to browse our complete lineup, watch videos, compare features and pricing and locate the dealer nearest you. You can even customize, price and order your boat, all from the comfort of your home.



BASS PRO SHOPS. YOUR ADVENTURE STARTS HERE.

As part of the Bass Pro Shops® family, NITRO® boats are backed by a leader in the outdoor industry. With over 75 Bass Pro Shops and over 200 NITRO dealers worldwide, the strength of our company means that we'll be here to serve you for a very long time.

Anyone that's visited one of our Bass Pro Shops Outdoor World stores knows that these destinations are one-of-a-kind retail experiences filled with the finest outdoor gear—a trip you and your family will never forget whether you're browsing boats, perusing premium fishing gear, or dining at one of our unique restaurants.

Buying a NITRO is easy and rewarding. We offer each boat at a nationally advertised, NO HAGGLE NO HASSLE® price. We also

offer in-house financing to make your boat purchase fast and easy, and our award-winning customer service culture makes any visit a pleasure. Our sales people do not work on commission, meaning pressure-free shopping as you choose your new boat.

And as both the #1 recreational boat builder and the #1 Mercury® dealer in the world, we're able to offer unparalleled access to service for your boat and outboard.

All this, combined with the legacy and stability of Bass Pro Shops, means that the experience of buying and owning a NITRO boat is simply second to none.

VIP DISCOUNT CARD



Buying a NITRO is easy and rewarding. We offer each boat at a nationally advertised, NO HAGGLE NO HASSLE® price. And with the purchase of any new NITRO, you'll receive a VIP owner's discount card, valid for up to two years. This card gives you 20% off leading Bass Pro Shops brands like Johnny Morris® Signature Series rods and reels, RedHead® clothing, ASCEND® kayaks, XPS® lures and more.



BY MAKING NO COMPROMISES AND TAKING NO SHORTCUTS, WE BUILD THE BEST POSSIBLE BOAT AT THE BEST POSSIBLE VALUE.™

JOHNNY MORRIS,
FOUNDER, BASS PRO SHOPS

THE PINNACLE OF ENGINEERING AND CONSTRUCTION

QUALITY

From the hand-laid fiberglass hulls, to Mercury® factory rigging, to the smartly laid out tackle and rod storage, we've attended to every detail on every NITRO® boat to give you the assurance that nothing electronic or mechanical will get in the way of fishing.

From a structural standpoint, the NITRO lineup is second to none, thanks to the unparalleled skill of our master craftspeople. Inside the hull, you'll find a one-piece, gelcoated fiberglass stringer system that's double bonded to the hull to create a super-strong, unitized structure. The stringer also forms the interior of the

storage/rigging compartments, and the gelcoat finish makes them durable and easy to clean.

Factory rigging gives you the best setup every time. Mercury-trained technicians rig all our boats at our factory. This means your boat is rigged to exact specifications that focus on quality, consistency and efficiency. We're able to pass along cost savings to you while delivering a boat that requires significantly less dealer preparation. This lowers your dealer's costs while also freeing up technicians to respond to your service and maintenance needs.



LOOK INSIDE A NITRO

- 1 GELCOATED STRINGER SYSTEM**
A 1-piece system is double bonded to the hull to produce a unitized structure for strength and durability.
- 2 TRANSOM SUPPORTS**
Transom knee supports (part of the stringer system) provide maximum support for the transom.
- 3 UNITIZED STRUCTURE**
Deck and hull are chemically bonded 360° and mechanically fastened with stainless steel fasteners every 6".
- 4 FOAM-FILLED STRINGER**
The stringer system and other cavities in the hull are foam filled for superior safety and level flotation if swamped.
- 5 MAXIMIZED FUEL CAPACITY**
Fuel tank is strategically placed for maximum capacity and better stability and tracking.
- 6 CONTOURED Balsa DECKING**
The best strength-to-weight ratio, encapsulated in fiberglass for a lifetime of durability.

OUR CUSTOMERS HAVE SPOKEN

For four consecutive years, NITRO® fiberglass outboard boats have been recognized for excellence in customer satisfaction by the National Marine Manufacturers Association® (NMMA®).

This means that hundreds of feedback surveys returned by actual purchasers of NITRO fiberglass fishing boats reported average satisfaction ratings above 90 points on a scale of 100. With a NITRO, you get a steadfast dedication to quality that you can see in the fit and finish, feel in the smooth ride, and count on for a lifetime. Thanks to the skill and experience of our master fiberglass craftspeople, care is taken at every step in the process to ensure the finest, longest-lasting boat at the best price.

The CSI award from NMMA® is a tribute to our skilled and dedicated boat makers and to the thousands of people in our company and dealer network who provide support to our customers. By working hard and working smart, they are delivering the promise of quality and value that has placed NITRO solidly among the leaders in performance fishing boats.



RECOGNIZED FOR EXCELLENCE
IN CUSTOMER SATISFACTION
FOUR YEARS IN A ROW



I DRIVE MY NITRO AS AGGRESSIVELY AS I FISH, AND I'VE PUT SEVERAL MODELS THROUGH THEIR PACES IN SOME OF THE HARSHTEST CONDITIONS MOTHER NATURE OFFERS. THEY ALWAYS EXCEED MY EXPECTATIONS IN DURABILITY AND PERFORMANCE."

KEVIN VANDAM
4-TIME BASSMASTER CLASSIC® CHAMPION



OPTIMIZED FOR MAXIMUM COMFORT AND FISHABILITY

COMFORT

Padded, anti-fatigue bow decks (Z20, Z21), NASCAR®-inspired bucket seating, recessed trolling-motor pedals, heavily-insulated coolers with trash receptacles, and optional removable port console keep you and your fishing partner comfortable on long, fast-paced tournament days.

FISHABILITY

Every NITRO® is designed with an interior built with one thing in mind—catching fish efficiently. Enormous front decks allow maximum mobility when battling unruly bass, and the low-profile gunnels mean less interference when flipping, pitching or landing a fish. In-deck storage holds more rods and gear than you'll ever need, and NITRO-exclusive Guardian™ livewells keep your catch healthy all the way to the weigh-in.



Z21
21' 2" (6.45 m) boat length
69.5 sq. ft. (6.46 sq. m) deck space



Z20
20' 2" (6.15 m) boat length
62 sq. ft. (5.76 sq. m) deck space



Z19
19' 4" (5.89 m) boat length
58 sq. ft. (5.39 sq. m) deck space



Z18
18' 8" (5.69 m) boat length
56 sq. ft. (5.20 sq. m) deck space



Z17 available early 2017
17' 4" (5.28 m) boat length
52 sq. ft. (4.83 sq. m) deck space



EXPLORE THE INTERIOR OF THE NITRO Z21

From decks to seating to storage to livewells, we've designed each NITRO performance fishing boat to help optimize your productivity on the water. Here's a detailed breakdown of the features of our flagship boat, the Z21.

- 1 MINN KOTA® MAXXUM® TROLLING MOTOR**
24V, 80-lb. thrust, 42" shaft trolling motor
- 2 BOW COMMAND CENTER**
w/trim, fan & navigation light switches, room for optional 12" flush-mount fishfinder & tool/drink holder
- 3 RECESSED FOOT PEDAL**
for easy & comfortable trolling
- 4 DUAL-POSITION BICYCLE SEAT**
w/hydraulic pedestal
- 5 NAV LIGHTS INTEGRATED INTO LOW-PROFILE GUNNELS**
create more interior casting space & less hassle w/nav light poles
- 6 ANTI-FATIGUE BOW DECK PADDING**
for all-day fishing comfort
- 7 ROD HOLD-DOWN STRAPS**
keep rods handy & secure
- 8 4 PULL-UP MOORING CLEATS**
to reduce possible snags
- 9 LOCKABLE DUAL ROD STORAGE**
w/lid assists & port organizer to neatly hold rods & gear up to 8' (2.44 m)
- 10 LOCKABLE CENTER STORAGE**
oversized, w/Tackle Management System, magnetic lure holders & ventilation fan to keep all bow storage compartments dry
- 11 LOCKABLE DUAL GEAR STORAGE BOXES**
w/automatic lights
- 12 TOOL & DRINK HOLDERS**
on both sides of step-up cooler
- 13 STEP-UP BOW DECK COOLER**
heavily insulated w/trash receptacle & snap-in sandwich tray
- 14 INNOVATIVE CONSOLE**
w/flush-mounted Lowrance® Elite-7 Ti fishfinder, room for an optional 12" flush-mount fishfinder, illuminated gauges, tilt hydraulic steering & cell phone holder beneath
- 15 OPTIONAL REMOVABLE PORT CONSOLE**
w/hardware, tinted windscreen & glovebox
- 16 LARGE PULL-OUT STORAGE DRAWER**
beneath port console
- 17 GRAB HANDLES**
engineered composite handles provide peace of mind
- 18 DELUXE 3-ACROSS SEATING**
w/adjustable helm & passenger bucket seats & removable center cushion
- 19 BEHIND SEAT NET STOW**
easy access to net stored in an unobtrusive location
- 20 INTEGRATED TOURNAMENT RULER**
located right next to livewell for faster culling
- 21 MOLDED, DROP-IN STORAGE**
w/lock & tackle tray holders, shown w/optional livewell cooler starboard side
- 22 DELUXE FOLD-DOWN FISHING SEAT**
w/composite frame & hydraulic pedestal
- 23 TWO 19-GAL. (71.92 L) GUARDIAN™ LIVEWELLS**
w/anti-slosh lip, freshwater fill pump, recirculator pump, timers, oxygen generation system & pump-out
- 24 BATTERY STORAGE AREA**
w/drop-in trays for gear/tools
- 25 AUTOMATIC BILGE PUMP**
to quickly & efficiently remove bilge water
- 26 HAND-LAID PERFORMANCE HULL**
for maximum durability & a smooth, dry ride in rough conditions
- 27 ANGLED, FOLDING BOARDING LADDER**
accommodates Power-Pole™ or Talon™ mounting
- 28 REMOTE OIL FILL**
maximizes convenience (OptiMax® only)
- 29 RAPID PLANING SYSTEM™ TRANSOM**
provides superior planing w/little or no bow rise & extreme shallow-water performance
- 30 RIGGING TUBE**
for clean & neat cable routing
- 31 12" ADJUSTABLE JACK PLATE**
so you can change the height of the motor for maximum performance w/varying loads
- 32 BATTERY ON/OFF SWITCH**
w/emergency jump start



**MILLIONS
IN POTENTIAL
REWARDS!**



GET PAID TO FISH

It's everyone's dream, and the Bass Pro Shops® Tournament Rewards® program makes it real.

Win or hit the top ten in a NITRO® at an approved tournament and get cash!

DURING THE 2006 TO 2016 SEASONS, MORE THAN 1,700 PAYMENTS WERE MADE TO MORE THAN 470 ANGLERS—OVER \$1.9 MILLION IN TOTAL PAYOUTS.

The Bass Pro Shops Tournament Rewards program can help you enhance your tournament winnings! Through participation in this industry-leading program, you can receive up to \$7,000 in extra cash and Bass Pro Shops Rewards Points when you compete and win eligible tournaments from your NITRO boat.

FOR MORE INFORMATION AND A COMPLETE LIST OF ELIGIBLE TOURNAMENTS,
GO TO TOURNAMENT-REWARDS.COM

BREAKDOWN OF WINNINGS:

UP TO \$7,000 [\$6,500 CASH + \$500 BASS PRO SHOPS® REWARD POINTS]

For winning a Bassmaster® Elite Series, Bass Pro Shops Bassmaster Open, FLW Tour®, or FLW Costa Series event from your NITRO®, TRACKER® or MAKO® boat powered by a 250HP or larger Mercury® outboard. Win \$5,000 (\$4,500, \$500 BPS reward points) with a victory in other program-eligible events listed in the Tournaments section of TOURNAMENT-REWARDS.COM.

UP TO \$5,000 [\$4,500 CASH + \$500 BASS PRO SHOPS REWARD POINTS]

For winning a Bassmaster Elite Series, Bass Pro Shops Bassmaster Open, FLW Tour, or FLW Costa Series event from your NITRO, TRACKER or MAKO boat powered by a 225HP or larger Mercury outboard. Win \$3,000 (\$2,500, \$500 BPS reward points) with a victory in other program-eligible events listed in the Tournaments section of TOURNAMENT-REWARDS.COM.

UP TO \$3,000 [\$2,500 CASH + \$500 BASS PRO SHOPS REWARD POINTS]

For winning from your NITRO, TRACKER or MAKO boat powered by a 200HP Mercury outboard in any program-eligible event.

\$1,000 [\$750 CASH + \$250 BASS PRO SHOPS REWARD POINTS]

For winning from your NITRO, TRACKER or MAKO boat powered by a 60–175HP Mercury outboard in any program-eligible event.

\$500 [\$400 CASH + \$100 BASS PRO SHOPS REWARD POINTS]

For winning any program-eligible event with a 20–59 boat field from your NITRO, TRACKER or MAKO boat powered by a 60HP or larger Mercury outboard.

\$500

For being the highest top ten finisher in a minimum 60 boat field from your NITRO, TRACKER or MAKO boat powered by a 60HP or larger Mercury outboard in any program-eligible event.

Registration must be completed and submitted prior to participation in a qualifying event in order to be eligible for prizes. Program term begins January 1, 2017, and ends December 31, 2017.

THE CHAMPIONSHIP BASS BOAT LINEUP

NITRO Z SERIES

Z17

AVAILABLE EARLY 2017

The all-new Z17 is a compact and highly fishable fiberglass bass boat with many of the features of its bigger brothers, including the NVT™ hull with Rapid Planing System™, a Guardian™ livewell, and large rod and tackle storage boxes throughout. See page 31 for details.



HULL DESIGN REDEFINED

Throughout its history, NITRO® has been known for smooth-riding boats that run dry and stable in rough water—and that fish with the best of them. Now, new design technology is raising the bar, retaining NITRO strength and adding speed, agility and even quicker holeshots. The NITRO Vortex Technology™ (NVT™) hull is a revolutionary design that uses a series of parabolic curves instead of traditional strakes. The result is a hull with exceptional top-end speed and lift—plus improved acceleration—all while maintaining superior control and handling. The organic shape of the NVT hull also enhances consistency in the manufacturing process, and provides exceptional strength-to-weight ratio. Available exclusively on the Z17, Z18, Z19 and Z20.




NITRO-EXCLUSIVE RAPID PLANING SYSTEM (RPS) TRANSOM



The Z17, Z18, Z19, Z20, Z21 and ZV21 all feature our exclusive Rapid Planing System™ (RPS) transom. The notch in the center of the transom releases trapped air on takeoff, and the set-back design of the transom delivers maximum water flow to the propeller. The result is a faster holeshot, enhanced performance at the top end and increased overall efficiency.



A composite image featuring a portrait of Kevin Vandam on the left and a large action shot of a NITRO Z21 bass boat on the right. The boat is shown from a rear-quarter perspective, moving quickly across a body of water, leaving a white wake. Two anglers are seated in the boat, both wearing red and black NITRO-branded gear. The boat is equipped with a Mercury 250 Pro outboard motor at the stern. The background shows a shoreline with trees under a bright sky.

“The tide really turned in my favor in 2016, and my trusty NITRO Z21 was there for me every step of the way. It’s fast, easy to drive, reliable and the fishability is second to none.”

KEVIN VANDAM

2016 TOLEDO BEND, TX ELITE CHAMPION

2016 CAYUGA, NY ELITE CHAMPION

2016 NIAGARA, NY ELITE BRACKET CHAMPION

4-TIME BASSMASTER CLASSIC® CHAMPION

AT NITRO, WE BUILD
CHAMPIONS

Our flagship bass-fishing machine is a force to be fished with. Just ask one of the greatest anglers in history—the legendary KVD. He’s been running a NITRO exclusively for 25 years.

CHAMPIONS AREN'T BORN. **THEY'RE MADE.**

Z21

Z21



1. There's room for an optional flush-mounted 12" fishfinder on the bow panel and on the driver's console. 2. Easy-to-access, integrated net storage behind the NASCAR®-inspired seating. 3. 2 NITRO®-exclusive 19-gal. (71.92 L) Guardian™ livewells with rounded corners and soothing blue interiors keep fish healthy during long tournament days.

The Z21 is our biggest competition bass boat, but it doesn't sacrifice speed and performance for size. The outstanding storage and comfort features help you fish your best whether you're competing in a tournament or enjoying a weekend at the lake.

STANDARD PACKAGE:
w/Mercury® 225 L OptiMax® Pro XS
w/Torque Master & Custom Trailer

ADDITIONAL MOTORS:
250 L OptiMax® Pro XS w/Torque Master
300 L Verado® Pro FourStroke


Fish like a pro w/tons of upgrades & extra features, see details on pg. 59

ZPRO PACKAGE

w/Mercury® 225 L OptiMax® Pro XS
w/Torque Master & Custom Trailer

Hull Length 21' 2" (6.45 m)	Beam 95" (2.41 m)	Transom Height 22.5" (0.57 m)	Max. HP 300
Max. Person Capacity 4/825 lbs. (374.21 kg)	Fuel Capacity 55 gal. (208.20 l)	Max. Weight Capacity 1,800 lbs. (816.47 kg)	Storage Length 24' 4" (7.42 m)

Boats may be shown with optional equipment.



"Winning the 2016 Bassmaster Classic was a dream come true—and I couldn't have done it without my NITRO boat and all the support from my friends at Bass Pro Shops."

EDWIN EVERS
2016 BASSMASTER CLASSIC® CHAMPION

THE GRIT TO GET YOU THE GLORY

The 250HP-class Z20 is a lightning-fast bass-fishing machine that's ready to vault you to the top of the leaderboard and leave the competition rolling in your wake.



CHAMPIONS AREN'T BORN. **THEY'RE MADE.**

Z20

Z20



Hull Length 20' 2" (6.15 m)	Beam 96" (2.44 m)	Transom Height 22" (0.56 m)	Max. HP 250
Max. Person Capacity 4/600 lbs. (272.16 kg)	Fuel Capacity 55 gal. (208.20 l)	Max. Weight Capacity 1,525 lbs. (691.73 kg)	Storage Length 23' 8" (7.21 m)



1. Center bow Tackle Management System allows for efficient organization of tackle boxes and bags for quick access. 2. Bow command center with trim, fan and navigation light switches, room for optional 12" flush-mount fishfinder and tool/drink holder. 3. 2 NITRO®-exclusive 19-gal. (71.92 L) Guardian™ livewells with anti-slosh lip, freshwater pump, recirculator, timers and pump-out.

A fast fishing machine that will get your adrenaline pumping, the Z20 is built to win. The basis of the Z20 is our NVT™ hull—a design that uses a series of parabolic curves instead of traditional strakes, resulting in a hull that's faster, with more lift and improved handling.

STANDARD PACKAGE:
w/Mercury® 200 L OptiMax® Pro XS & Custom Trailer


ADDITIONAL MOTORS:
225 L OptiMax® Pro XS w/Torque Master
250 L Verado® Pro FourStroke

Fish like a pro w/tons of upgrades & extra features, see details on pg. 61



w/Mercury® 200 L OptiMax® Pro XS & Custom Trailer

Boats may be shown with optional equipment.



"The Z19 strikes the perfect balance between power and maneuverability. With 200 horses on the transom, it's very fast, and the 19' 4" length lets you probe docks and coves with ease."

RICK CLUNN

2016 ST. JOHNS RIVER, FL ELITE CHAMPION
4-TIME BASSMASTER CLASSIC® CHAMPION

NEW FOR 2017

HAMMER DOWN

FISH ON

Nineteen feet of spitfire power and bass-catching prowess, the Z19 is a synthesis of muscle and mind. Easy to drive and quick as an arrow, it's everything you need in a performance bass boat.

CHAMPIONS AREN'T BORN. THEY'RE MADE.

Z19

NEW FOR 2017

Z19



1. There's room for an optional 12" flush-mounted fishfinder on the bow panel and on the driver's console. 2. NASCAR®-inspired seating for all-day comfort on long runs and rough water. 3. 2 aft storage boxes that will each hold seven 3700-style tackle boxes and lift out to allow roomy access to the rigging compartment.

At 19' 4" and with maximum 200HP, the Z19— with our NVT™ hull—is fast enough for the tournament angler, big enough for those who fish with a garage-load of tackle, and sports two NITRO®-exclusive 19-gal. Guardian™ livewells.

STANDARD PACKAGE:
w/Mercury® 200 L OptiMax® Pro XS
& Custom Trailer

ADDITIONAL MOTORS:
175 L OptiMax® Pro XS
200 L Verado® Pro FourStroke

Fish like a pro w/tons of upgrades & extra features, see details on pg. 63

ZPRO PACKAGE

w/Mercury® 200 L OptiMax® Pro XS
& Custom Trailer

Hull Length 19' 4" (5.89 m)	Beam 94" (2.39 m)	Transom Height 23" (0.58 m)	Max. HP 200
Max. Person Capacity 4/500 lbs. (226.80 kg)	Fuel Capacity 50 gal. (189.27 l)	Max. Weight Capacity 1,375 lbs. (623.69 kg)	Storage Length 22' 7" (6.89 m)

Boats may be shown with optional equipment.



"There's a reason the Z18 is the most popular fiberglass bass boat in its class. It's fast, reliable, and the interior layout emphasizes fishability and comfort."

OTT DEFOE

2016 LA CROSSE, WI ELITE CHAMPION
6-TIME BASSMASTER CLASSIC® QUALIFIER

A PURE FISHING
MACHINE

The official boat of Major League Fishing, the Z18 is a high-performance fishing boat for everyone. Compact, nimble and powerful, it's got everything you need to fish at the top of your game.



THE OFFICIAL BOAT OF
MAJOR LEAGUE FISHING



Z18

CHAMPIONS AREN'T BORN. **THEY'RE MADE.**

Z18



1. Lockable port and starboard bow rod lockers with lift assists for rods up to 8' (2.44 m). 2. Step to bow deck with 62-qt. (58.7 L) insulated cooler and removable trash receptacle and optional sandwich tray. 3. 30-gal. (113.56 L) Guardian™ livewell with rounded corners keeps fish healthy during long tournament days.


The quick and compact Z18 is based on our revolutionary NVT™ hull with Rapid Planing System™, giving you a smooth, soft and dry ride along with a brisk holeshot and precise handling when turning and at the top end.

STANDARD PACKAGE:
w/Mercury® 150 L OptiMax® Pro XS
& Custom Trailer

ADDITIONAL MOTORS:
150 L FourStroke
175 L OptiMax® Pro XS

Hull Length 18' 8" (5.69 m)	Beam 94" (2.39 m)	Transom Height 22.5" (0.57 m)	Max. HP 175
Max. Person Capacity 4/550 lbs. (249.48 kg)	Fuel Capacity 40 gal. (151.45 l)	Max. Weight Capacity 1,350 lbs. (612.35 kg)	Storage Length 21' 3" (6.48 m)

Boats may be shown with optional or non-current equipment.



"The new NITRO Z17 is going to change the way people think about 17'-class high-performance bass boats."

JOSH BERTRAND
2-TIME BASSMASTER CLASSIC® QUALIFIER

NEW FOR 2017 AVAILABLE
EARLY 2017

COMPACT PACKAGE, BIG ATTITUDE

Our newest NITRO®, the amazing Z17 is a compact fishing machine that's easy to fish, easy to store and just right for anyone from the casual fisherman to the amateur tournament angler. Available early 2017.

CHAMPIONS AREN'T BORN. **THEY'RE MADE.**



Z17

NEW FOR 2017

Z17 AVAILABLE EARLY 2017



1. Convenient gelcoated storage compartments under driver and passenger seats. 2. Lockable center bow rod storage for rods up to 7'6" (2.3 m). 3. Navigation lights integrated into the gunnels for simple activation.

Our most compact NITRO® boasts many of the same features as its bigger brothers in the Z Series, including the NVT™ hull, a Guardian™ livewell and lockable rod storage. It's ideal as a step-up boat from aluminum, or for anglers with a smaller boat storage area.

Includes Mercury Outboard & Custom Trailer

MOTOR OPTIONS

Mercury® 90 L FourStroke
Mercury® 115 L FourStroke

Hull Length 17' 4" (5.28 m)	Beam 90" (2.29 m)	Transom Height 20.5" (0.52 m)	Max. HP 115
Max. Person Capacity 3/460 lbs. (208.65 kg)	Fuel Capacity 24 gal. (90.85 l)	Max. Weight Capacity 1,100 lbs. (499 kg)	Storage Length 21' 3" (6.48 m)

Boats may be shown with optional equipment.



NEW FOR 2017

MAXIMUM
VERSATILITY

Equally adept at fishing and watersports, the all-new Z19 Sport has the comfort and fishability features to please everyone in the family, from the wakeboard enthusiast to the bass fishing fanatic.



CHAMPIONS AREN'T BORN. **THEY'RE MADE.**

NITRO
SPORT **Z19**

NEW FOR 2017

NITRO
SPORT **Z19**



1. Full-width aft storage compartment for skis, rods and more. 2. Stowable ski tow pylon for towing tubers, skiers and kneeboarders. 3. Cushioned backrests (seats are optional) plus gelcoated storage beneath.

From sunup to sundown, you and your family are in for a treat with the NITRO® Z19 Sport. Whether you're casting for bass or pulling the kids on a kneeboard, the Z19 Sport is the perfect hybrid of a performance fishing boat and a water sports champion.

STANDARD PACKAGE:
w/Mercury® 150 L OptiMax Pro® XS
& Custom Trailer

ADDITIONAL MOTORS:
175 L OptiMax® Pro XS
200 L OptiMax® Pro XS

Hull Length 19' 5" (5.92 m)	Beam 93" (2.36 m)	Transom Height 22" (0.56 m)	Max. HP 200
Max. Person Capacity 5/700 lbs. (317.52 kg)	Fuel Capacity 26 gal. (98.42 l)	Max. Weight Capacity 1,500 lbs. (680.39 kg)	Storage Length 21' (6.40 m)

Boats may be shown with optional equipment.



"I've been fishing the Great Lakes my entire life, and I've been waiting the whole time for a boat like the ZV21. This big-water beast has had a real and lasting effect on my tournament success."

GARY PARSONS

CO-HOST OF TV SHOW *THE NEXT BITE*
NITRO® PRO



**ROUGH-WATER
CONQUEROR**

If you crave hardcore walleye or bass action on the biggest inland lakes, the ZV21 lets you fish harder and fish farther, with secure comfort and a tourney-winning interior layout.

CHAMPIONS AREN'T BORN. **THEY'RE MADE.**

ZV21

ZV 21



1. Protective dual consoles with high windshields and optional wrap-around walk-thru windshield. 2. 3-level center rod locker with organizers for rods up to 8' (2.44 m) long. 3. Aft 26-gal. (98.42 L) insulated Guardian™ anti-slosh rotomolded livewell with rounded corners, removable divider and bait bucket.

Our biggest, baddest fiberglass Deep V is built tough to give you the tools to compete in the heaviest chop that the largest lakes can whip up. There's roomy storage throughout the boat, and an anti-fatigue deck mat in the bow deck and cockpit keeps you comfortable.

STANDARD PACKAGE:
w/Mercury® 250 XL OptiMax® Pro XS & Custom Trailer

ADDITIONAL MOTORS:
300 XL Verado® Pro Four-Stroke
350 XL Verado®


Fish like a pro w/tons of upgrades & extra features, see details on pg. 71

ZPRO PACKAGE

w/Mercury® 250 XL OptiMax® Pro XS & Custom Trailer

Hull Length 21' 7" (6.50 m)	Beam 100" (2.54 m)	Transom Height 28" (0.71 m)	Max. HP 350
Max. Person Capacity 6/1,200 lbs. (544.31 kg)	Fuel Capacity 64 gal. (242.27 l)	Max. Weight Capacity 2,500 lbs. (1,133.98 kg)	Storage Length 24' 7" (7.49 m)

Boats may be shown with optional or non-current equipment.



"The ZV18 is clearly the leader in its class when it comes to big-water fishing. The storage layout is superior to anything I've seen, and it handles big waves like a champ."

KEITH KAVAJECZ
CO-HOST OF TV SHOW *THE NEXT BITE*
NITRO® PRO



**BUILT STRONG FOR
BIG WATER**

From Lake Michigan to the giant reservoirs of the south, the ZV18 is a comfortable, secure and powerful fishing machine for hardcore tournament anglers and fun-loving families alike.

CHAMPIONS AREN'T BORN. **THEY'RE MADE.**

ZV18

ZV18



1. Battery storage along keel in center cockpit floor for proper weight distribution and tracking. 2. Driver's side tool organizer and drink holder. 3. 2 aft storage boxes that will each hold seven 3700-style tackle boxes.

The NITRO® ZV18 is an overbuilt big water fishing machine, created with input from the world's leading walleye anglers—and with an eye toward family boating as well. The aggressive Deep V hull provides a smooth, dry and secure ride in rough water.

STANDARD PACKAGE:
w/Mercury® 150 XL FourStroke
& Custom Trailer

ADDITIONAL MOTORS:
200 XL OptiMax®
200 XL Verado®

Fish like a pro w/tons of upgrades
& extra features, see details on pg. 73

**ZPRO
PACKAGE**

w/Mercury® 150 XL FourStroke
& Custom Trailer

Hull Length 18' 11" (5.77 m)	Beam 102" (2.59 m)	Transom Height 25" (0.64 m)	Max. HP 200
Max. Person Capacity 5/1,050 lbs. (476.27 kg)	Fuel Capacity 45 gal. (170.34 l)	Max. Weight Capacity 2,000 lbs. (907.18 kg)	Storage Length 22' 7" (6.88 m)

Boats may be shown with optional or non-current equipment.

CUSTOM-MATCHED TRAILERS

UNMATCHED QUALITY OF CONSTRUCTION

Every NITRO trailer is built from heavy-duty steel tubing protected with our exclusive new GALVASHIELD® Impact corrosion and chip protection—a thick, baked on powder coat finish that shields your trailer from the road and the water. This results in an extremely durable finish for maximum longevity through many trips to the lake.

Other features include radial tires, an outboard motor support, safety winch strap on the heavy-duty winch, swing-away tongue, low-maintenance hubs, safety cables, pivoting tongue jack and more. So, when you're ready to leave home and head to the water, your NITRO boat package is too!



New GALVASHIELD® Impact powder coat finish for improved corrosion and chip protection.



Submersible, angled LED backup lights for long life and improved visibility.

IN OUR DEDICATED TRAILER PLANT IN OZARK, MISSOURI, we custom-build trailers for every NITRO® boat so you know the fit will be perfect. This results in a smooth, solid ride to and from the water year after year.



PROTECTED WITH OUR NEW GALVASHIELD® IMPACT FINISH

COLD-FORMED STEEL FOR EXTRA STRENGTH

GALVANIZED (ZINC COATED) INSIDE AND OUT

CONVERSION COAT FOR SUPERIOR ADHESION

DURABLE POWDER-COAT FINISH

3-YEAR WARRANTY PROTECTION

Our exclusive GALVASHIELD® trailers, with their baked-on powder-coat finish, offer industry-leading warranty protection (3 years) against failure due to corrosion.



BLACKOUT WHEELS

18" (45.7 cm) custom matte black aluminum alloy wheel upgrade and Hercules RAPTIS® R-T5 tires and spare. 17" chrome wheels also available. Available on Z Series and ZV21 boats. Must order fiberglass fenders.

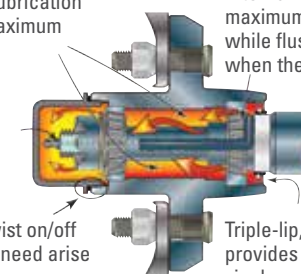
NO TOUCH VORTEX HUBS W/6-YEAR, 100,000-MILE WARRANTY

All NITRO® trailers come with our No Touch Vortex hub lubrication system, so you no longer need to re-grease or inspect your hubs! These hubs feature a lithium complex fortified with rust and oxidation inhibitors, high-pressure additives and great water resistance. They are also covered by a 100,000-mile or 6-year warranty!

Completely sealed lubrication reservoir permits maximum lubrication.

Easily accessible internal lubrication port fitting.

Threaded cap for twist on/off removal, should the need arise due to an accident.



Internal lubrication channel allows for maximum flushing of the existing lubricant while flushing the system with new lubricant, when the time comes to change grease.

Triple-lip, spring-loaded seal provides improved sealing over single- and double-lip seals.



WE'VE GOT YOU COVERED

Every NITRO® boat is available with a high-quality cover specially made to fit it just right. Ratchet covers with marine-grade materials ensure your cover will protect your boat from the elements for years to come.



PRO SERIES ROPE RATCHET COVERS

We've got you covered with a custom tournament cover. The solution-dyed polyester cover looks sharp and fits your boat and motor like a glove. It includes mildew-block treatment, UV inhibitors and accommodates motors and consoles. Available for all Z and ZV Series boats.



ROPE RATCHET COVERS

NITRO rope ratchet covers are made to perfectly fit the models they are designed for. They are manufactured from marine-grade, water-resistant polyester fabrics. Available for all Z and ZV Series boats

Z19 Sport standard cover and cover for boat with bimini top are also available.

FINISHED TO PERFECTION

PREMIUM GELCOAT

Beautiful and extremely durable gelcoat layers are hand-applied for a stunning finish that will retain its appeal for a lifetime.

SEAT UPHOLSTERY

Premium UV-resistant vinyl construction with color-matched accents means your NITRO will ride in comfort and style.

NAVIGATION LIGHTS

The 2017 Z Series NITRO® boats feature bow navigation lights integrated into the gunnels, allowing room at the bow panel for an optional flush-mounted fishfinder.

PANEL STYLING

Backlit digital control panels put power functions at your fingertips.

A NITRO LOOKS AS GOOD AS IT PERFORMS.

Throughout the interior of every NITRO, you'll find details that will improve your fishing experience—and look amazing all the way. Carefully-stitched upholstery crafted in our facilities. Illuminated switches and gauges. Custom steering wheels. Embossed seating. Your boat will ride the leading edge of luxurious good looks. In addition to their aggressive performance attributes, top-tier fishing features and rugged construction, NITRO boats also ride the leading edge of style with eye-catching color schemes and a lustrous, extremely durable finish. PLUS they're all customizable to fit your own personality and tastes, visit NITRO.COM to customize yours today.

STANDARD GEAR AND OPTIONS FROM OUR TRUSTED PARTNERS

To ensure that your NITRO® provides industry-leading value and maximum fishability, we pack it full of products from the leaders in the fishing industry.

ADDITIONAL OPTIONS

We offer the same options that pros like Kevin VanDam use in their professional tournament careers. From the functional to the aesthetic to the protective, we've got everything you need to join the big leagues.

Comprehensive option availability can be found on pages 58–73 and at NITRO.COM



Mercury® Outboards

We offer a full line of Mercury FourStroke, OptiMax® and Verado® outboards to help power you to the top of the leaderboard.



Minn Kota® Trolling Motors

Minn Kota makes the toughest, most innovative trolling motors on the market—and we make them standard on all NITRO models.



Lowrance® Fishfinders

The first and finest marine electronics manufacturer since 1957, installed on every NITRO boat.



NITRO® Removable Port Console

Available on all Z Series boats. Easily removable by one person without tools.



Jack Plates

Add speed, stability and fuel economy with hydraulic or manual jack plates.



Minn Kota® Talon™ Anchors

Stay on the fish when you find them with Minn Kota shallow-water anchors.



MotorGuide® Trolling Motors

Powerful and reliable trolling for tournament competition or a weekend at the lake.



Bluetooth®-Capable Stereo

Stream tunes from your phone while you're chasing your next record.



Hot Foot™ Throttle Control

Free up your throttle hand for easier control and better responsiveness.



NOCO® Genius Chargers

Standard NOCO waterproof battery chargers keep you powered up and ready to fish in the most demanding tournament conditions.



Interstate® Batteries

Interstate batteries provide reliable starting and worry-free trolling for long days on the water—installed standard on all NITRO boats.



Power-Pole™ Anchors

Rock-solid and fast-deploying Power-Pole shallow-water anchors keep you locked in place in up to 10' of water.



Humminbird® Fishfinders

A leader in advanced marine electronics. We offer a full range of Humminbird products.



Loc-R-Bar Gear Protection

Provides an extra level of security for your expensive fishing tackle.



Keel Protector

Protect your keel from scratches with a durable keel protector in black or white.

SELECT YOUR COLOR COMBINATION

NITRO® gelcoat is hand-applied in multiple layers at precise thicknesses by skilled technicians, and the result is a lustrous, highly durable finish that will dazzle onlookers—and last for a lifetime. Chose from over 30 custom colors to make your boat stand out at the lake. Configurations include popular 3-Color Premium, 4-Color Elite and fully customized colors. Literally hundreds of combinations are possible, and our color selector tool online at NITRO.COM will let you see a preview of what your new boat will look like! (Custom colors not available on the Z19 Sport.)

Z SERIES PREMIUM COLORS STANDARD ON: Z18, Z19, Z20 and Z21



COLOR NO. PR10 A



COLOR NO. PR11 A



COLOR NO. PR12 A



COLOR NO. PR13 A



COLOR NO. PR14 A



COLOR NO. PR15 A



COLOR NO. PR16 A



COLOR NO. PR17 A



COLOR NO. PR18 A



COLOR NO. PR19 A

Z SERIES ELITE COLORS STANDARD ON: Z21, OPTIONAL ON: Z18, Z19 AND Z20



COLOR NO. EL20 A



COLOR NO. EL21 A



COLOR NO. EL22 A



COLOR NO. EL23 A



COLOR NO. EL24 A



COLOR NO. EL25 A



COLOR NO. EL26 A



COLOR NO. EL27 A



COLOR NO. EL28 A



COLOR NO. EL29 A



COLOR NO. EL30 A



COLOR NO. EL31 A



COLOR NO. EL32 A



COLOR NO. EL33 A

To see more color options, or create your own, visit NITRO.com.

Z SPORT COLORS 10 MORE Z SPORT COLOR OPTIONS AVAILABLE AT NITRO.COM



COLOR NO. SP06 A



COLOR NO. SP09 A



COLOR NO. SP11 A



COLOR NO. SP12 A

ZV SERIES PREMIUM COLORS 6 MORE ZV PREMIUM COLOR OPTIONS AVAILABLE AT NITRO.COM



COLOR NO. PR100 A



COLOR NO. PR101 A



COLOR NO. PR102 A



COLOR NO. PR104 A



COLOR NO. PR105 A



COLOR NO. PR106 A

ZV SERIES ELITE COLORS 6 MORE ZV ELITE COLOR OPTIONS AVAILABLE AT NITRO.COM



COLOR NO. EL100 A



COLOR NO. EL101 A



COLOR NO. EL102 A



COLOR NO. EL103 A



COLOR NO. EL107 A



COLOR NO. EL108 A


CUSTOMIZE YOUR BOAT TODAY

Choose from hundreds of custom color combinations at NITRO.COM. Not available for Z19 Sport.

CUSTOM COLOR EXAMPLES



AVAILABLE COLORS



LIMITED LIFETIME WARRANTY

YOUR BOAT IS PROTECTED FOR YOUR PEACE OF MIND

NITRO® boats is dedicated to ensuring you enjoy peace of mind for all your fishing adventures. In addition to using only the best processes to craft boats that will take you through some of the harshest conditions, we also back every model with one of the the best warranties in the industry. NITRO boats come with our transferable warranty that covers the hull, interior stringers and transom for the life of the boat. And all boats come with a limited one-year warranty covering the components.

FULL NITRO LINEUP COMPARISON



Use this comparison chart to decide which NITRO® boat is right for you.

The usage chart offers suggestions aligning with the design intent of the boat, but other uses are possible.

	DESCRIPTION	Z21	Z20	Z19	Z18	Z17	Z19 SPORT	ZV21	ZV18
USAGE*	Walleye Fishing	X	X					X	X
	Muskie/Pike Fishing	X	X					X	X
	Bass Fishing	X	X	X	X	X	X	X	X
	Watersports						X		X
	Tournament Fishing	X	X	X	X	X		X	X
	Big Water (Great Lakes)	X	X					X	X
SPECIFICATIONS	Length	21' 2" (6.45 m)	20' 2" (6.15 m)	19' 4" (5.89 m)	18' 8" (5.69 m)	17' 4" (5.28 m)	19' 5" (5.92 m)	21' 7" (6.58 m)	18' 11" (5.77 m)
	Beam	95" (2.41 m)	96" (2.44 m)	94" (2.39 m)	94" (2.39 m)	90" (2.29 m)	93" (2.36 m)	100" (2.54 m)	102" (2.59 m)
	Storage Length	24' 4" (7.42 m)	23' 8" (7.21 m)	22' 7" (6.88 m)	21' 3" (6.48 m)	21' 3" (6.48 m)	21' 6" (6.40 m)	24' 7" (7.49 m)	22' 7" (6.88 m)
	Max. Person Capacity	4	4	4	4	3	5	6	5
	Max. Weight Capacity	1,800 lbs. (816.47 kg)	1,525 lbs. (691.73 kg)	1,375 lbs. (623.69 kg)	1,350 lbs. (612.35 kg)	1,100 lbs. (498.95 kg)	1,500 lbs. (680.39 kg)	2,500 lbs. (1,133.98 kg)	2,000 lbs. (907.18 kg)
	Fuel Capacity	55 gal. (208.20 L)	55 gal. (208.20 L)	50 gal. (189.27 L)	40 gal. (151.42 L)	24 gal. (90.85 L)	26 gal. (98.42 L)	64 gal. (242.27 L)	45 gal. (170.34 L)
	Approx. Weight	2,150 lbs. (975.22 kg)	2,000 lbs. (907.18 kg)	1,850 lbs. (839.15 kg)	1,700 lbs. (771.11 kg)	1,450 lbs. (657.71 kg)	1,675 lbs. (759.78 kg)	2,900 lbs. (1,315.42 kg)	2,300 lbs. (1,043.26 kg)
Approx. Package Weight	4,050 lbs. (1,837.05 kg)	4,050 lbs. (1,837.05 kg)	3,249 lbs. (1,473.72 kg)	3,200 lbs. (1,451.50 kg)	2,950 lbs. (1,338.10 kg)	3,236 lbs. (1,467.83 kg)	5,500 lbs. (2,494.76 kg)	4,500 lbs. (2,041.17 kg)	
INTERIOR	Single Console	X	X	X	X	X			
	Dual Console						X	X	X
	Walk-Thru Windshield						X	Optional	Optional
	Removable Port console	Optional	Optional	Optional	Optional	Optional			
	Bow Deck Square Footage	45 (4.18 sq. m)	38 (3.53 sq. m)	34 (3.16 sq. m)	34 (3.16 sq. m)	32 (2.97 sq. m)			
	Drainage Channels Around Bow Storage	X	X	X	X	X	X	X	X
	Rod Storage	8' (2.44 m)	8' (2.44 m)	8' (2.44 m)	8' (2.44 m)	7' 6" (2.29 m)	7' (2.13 m)	8' (2.44 m)	8' (2.44 m)
Livewells	Two 19 gal. (71.92 L)	Two 19 gal. (71.92 L)	Two 19 gal. (71.92 L)	30 gal. (113.56 L)	24 gal. (90.85 L)	16 gal. (60.57 L)	5.5 & 26 gal. (20.82 & 98.42 L)	5.5 & 26 gal. (20.82 & 98.42 L)	
Number of Seats	5	5	5	4	4	4	5	5	
POWER & ELECTRONICS	Standard Mercury® Motor	225 L OptiMax® Pro XS	200 L OptiMax® Pro XS	200 L OptiMax® Pro XS	150 L OptiMax® Pro XS		150 L OptiMax® Pro XS	250 XL OptiMax® Pro XS	150 XL FourStroke
	Max. Recommended Horsepower	300	250	200	175	115	200	350	200
	Standard Minn Kota® Trolling Motor	24V, 80-lb. thrust, 42"	24V, 80-lb. thrust, 42"	24V, 70-lb. thrust, 42"	24V, 70-lb. thrust, 42"	12V, 55-lb. thrust, 45"	12V, 55-lb. thrust, 45"	36V, 112-lb. thrust, 60"	24V, 70-lb. thrust, 60"
	Standard Lowrance® Fishfinder	Elite-7 Ti	HOOK-5x	HOOK-5x	HOOK-5x	HOOK-4x	HOOK-5x	Elite-7 Ti	HOOK-5x
	Optional Fishfinders	12" Bow & Console	12" Bow & Console	12" Bow & Console	12" Bow & Console	9" Bow & Console	9" Bow & Console	12" Bow & Console	12" Bow & Console

*The usage category consists of suggestions only. Our boats are built to be highly versatile and very capable in a variety of situations. These suggestions are just a starting point. Boats may be shown with optional equipment.

HULL LENGTH 21' 2" (6.45 m)	BEAM 95" (2.41 m)	TRANSOM HEIGHT 22.5" (0.57 m)	MAX. HP 300
MAX. PERSON CAPACITY 4/825 lbs. (374.21 kg)	FUEL CAPACITY 55 gal. (208.20 l)	MAX. WEIGHT CAPACITY 1,800 lbs. (816.47 kg)	STORAGE LENGTH 24' 4" (7.42 m)

SPECIFICATIONS

Bottom width	74" (1.88 m)
Depth inside	18.5" (0.47 m)
Deadrise	16 degrees
Draft	16" (0.41 m)
Approx. weight	2,150 lbs. (975.22 kg)
Approx. package weight	4,050 lbs. (1,837.05 kg)
Package width	8' 6" (2.59 m)

STANDARD FEATURES

COMFORT, CONVENIENCE & PEACE OF MIND

- NMMA® certified
- Flotation meets or exceeds NMMA® & U.S. Coast Guard requirements
- EPA-compliant fuel system
- Anti-fatigue, padded-comfort bow deck
- Non-skid mats bow & stern
- Remote oil fill (OptiMax® motors only)
- Spare prop holder
- 5 drink holders
- 4 stainless steel pull-up cleats
- Integrated fold-down stainless steel reboarding ladder
- NEW 4 grab handles (1 at passenger, 2 at center seat, 1 at transom)
- Built-in tournament ruler & holder
- Fire extinguisher, horn & paddle

CONSOLE

- Flush-mounted Lowrance® Elite-7 Ti Combo fishfinder w/GPS
- Hydraulic steering w/tilt
- Removable acrylic, tinted windscreen
- Ready to accept optional removable port console
- Custom-molded modular console w/2-tone gelcoat
- Veethree® multi-function instrumentation w/speedometer/fuel gauge, tach/trim gauge, water pressure gauge & oil level indicator
- Digital switch panel w/blue backlight & soft-touch shroud
- Dash light dimmer
- Soft-touch waterproof digital switches
- LED courtesy light
- Below-console RAM® X-Grip® phone holder & 12V outlet

CONSTRUCTION & EXTERIOR

- Deck & hull chemically bonded & mechanically fastened w/stainless steel fasteners
- Gelcoated stringer system
- Foam-filled hull for optimal buoyancy & safety
- Full-width fiberglass-encapsulated composite transom
- Low-profile gunnels to maximize deck size & for easier casting

ELECTRICAL

- E-Start emergency jump start system
- Bow panel w/anchor/light switch, trim switch & room to flush-mount 12" (30.5 cm) graph
- 1,600 GPH (6,057 LPH) automatic bilge pump
- LED console courtesy light
- Bow navigation lights integrated into gunnels w/stowable stern light
- Automatic LED-lighted bow storage
- Automotive-style labeled fuse panel w/cover
- Interstate® cranking battery
- 2 heavy-duty Interstate® Series 29 trolling batteries

MOTOR OPTIONS

MERCURY® MOTOR	EST. SPEED (MPH)
225 L OptiMax® Pro XS w/Torque Master	66–68
250 L OptiMax® Pro XS w/Torque Master	70–72
300 L OptiMax® Pro XS w/Torque Master	73–75
250 L Verado® Pro FourStroke	69–71
300 L Verado® Pro FourStroke	73–75

Estimated speeds are variable, depending on load, passengers, elevation, weather and water conditions.

Boat may be shown with optional equipment. Specs and features subject to change without notice.

- 3-bank, 30-amp onboard battery charger w/exterior receptacle
- 6-gauge trolling motor wiring w/50-amp circuit breaker
- Master power switch
- Ventilation fan system in bow storage
- Waterproof Deutsch plugin gauge connectors
- Water & abrasion-resistant connectors

INTERIOR

- 45-sq.-ft., (4.2-sq.-m) anti-fatigue, padded bow deck for comfort & mobility
- 86-qt. (81 L) insulated cooler, removable trash receptacle & snap-in sandwich tray
- NASCAR®-inspired 3-across seating w/adjustable, sliding helm & passenger bucket seats
- Bike seat w/hydraulic pedestal
- Folding fishing seat w/composite frame & hydraulic pedestal
- Designated net storage behind seating
- Trolling motor pedal recess for Minn Kota® & MotorGuide® trolling motors
- Oversized, lockable port & starboard bow rod lockers w/lift assists for 8' (2.44 m) rods
- Rod organizer in port rod locker
- Molded-in drainage channels around bow storage compartments
- Port & starboard bow rod hold-down straps
- Oversized lockable center bow storage locker w/Tackle Management System
- Center bow magnetic under-lid lure organizer
- 2 large, lockable center bow storage lockers w/lift assists
- Partner rod ramp w/rod handle organizer & rod holder strap
- Port below-console pull-out storage drawer
- 1 lift-out aft port box that will accept four 3700 tackle trays w/propeller storage beneath
- 1 lift-out, molded aft starboard storage box that will accept seven 3700 tackle trays
- Molded utility rigging compartment w/removable storage tray
- 22-oz. (.62 kg) plush, marine-grade cut-pile carpet on deck & floor
- Stainless steel lockable compression latches
- Footrest w/non-skid mat under console(s)
- Insulated aluminum lids w/welded corners

LIVWELL SYSTEMS

- 2 insulated aft 19-gal. (71.92 L) Guardian™ livewells w/digital timers
- 750 GPH (2,840 LPH) livewell recirculation/pump-out system
- 500 GPH (1,893 LPH) aerator/fill pump
- Oxygen generator in each livewell
- Dual remote drain controls

PERFORMANCE

- 16° variable deadrise hull
- Rapid Planing System™ for quicker holeshots & maximized speed
- 8" (20.0 cm) adjustable jack plate (Verado® only)
- 12" (30.5 cm) adjustable jack plate (OptiMax® only)
- Rigging tube for organized wiring & abrasion resistance
- Stainless steel propeller



STANDARD FEATURES CONT'D

TRAILER

- Custom-fit, factory-matched, tandem-axle NITRO® trailer w/powder-coat finish & NEW GALVASHIELD® Impact corrosion protection for improved durability
- 14" (35.6 cm) custom aluminum wheels w/radial tires & surge disc brakes on 1 axle
- No Touch Vortex hub lubrication system w/6-yr., 100,000-mile limited warranty
- Spare tire carrier w/matching spare
- All-welded rectangular GALVASHIELD® frame
- Space-saving swing-away tongue to reduce storage length
- 1,600-lb. (726 kg) swing-up locking jack w/swivel wheel

OPTIONS

Z PRO PACKAGE (w/Package, other options may not be available)

- 2 Lowrance® HDS-9 Touch w/StructureScan® flush mounted (bow & console)
- Power-Pole™ 8' Blade Edition shallow-water anchor
- Minn Kota® Fortrex® 36V, 112-lb. thrust, 45" (1.14 m) trolling motor w/Universal Sonar 2
- KeelGuard (Black or White)
- 4-bank, 40-amp battery charger
- Hot Foot™ throttle & Pro-Trim lever
- 2 automatic bilge pumps
- Remote oil fill (standard)
- 1 extra SRM29 trolling battery
- 31M-AGM cranking battery upgrade

BOW GRAPH

- Lowrance® Elite-7 Ti (RAM® mounted)
- Lowrance® HDS-7 Touch w/StructureScan® (flush or RAM® mounted)
- Lowrance® HDS-9 Touch w/StructureScan® (flush or RAM® mounted)
- Lowrance® HDS-12 Touch w/StructureScan® (flush or RAM® mounted)
- Humminbird® HELIX™ 7 SI (RAM® mounted)
- Humminbird® HELIX™ 9 SI (RAM® mounted)
- Humminbird® HELIX™ 10 SI (RAM® mounted)
- Humminbird® HELIX™ 12 SI (RAM® mounted)
- Humminbird® ONIX 8CI SI (flush or RAM® mounted)
- Humminbird® ONIX 10CI SI (flush or RAM® mounted)

DASH GRAPH EXCHANGE

- Lowrance® HDS-7 Touch w/StructureScan® (flush or RAM® mounted)
- Lowrance® HDS-7 Touch w/StructureScan® (uninstalled)
- Lowrance® HDS-9 Touch w/StructureScan® (flush or RAM® mounted)
- Lowrance® HDS-9 Touch w/StructureScan® (uninstalled)
- Lowrance® HDS-12 Touch w/StructureScan® (flush or RAM® mounted)
- Lowrance® HDS-12 Touch w/StructureScan® (uninstalled)
- Humminbird® HELIX™ 7 SI (GIMBAL or RAM® mounted)
- Humminbird® HELIX™ 7 SI (uninstalled)
- Humminbird® HELIX™ 9 SI (GIMBAL or RAM® mounted)
- Humminbird® HELIX™ 9 SI (uninstalled)
- Humminbird® HELIX™ 10 SI (GIMBAL or RAM® mounted)
- Humminbird® HELIX™ 10 SI (uninstalled)
- Humminbird® HELIX™ 12 SI (GIMBAL or RAM® mounted)
- Humminbird® HELIX™ 12 SI (uninstalled)
- Humminbird® ONIX 8CI SI (flush or RAM® mounted)
- Humminbird® ONIX 8CI SI (uninstalled)
- Humminbird® ONIX 10CI SI (flush or RAM® mounted)
- Humminbird® ONIX 10CI SI (uninstalled)

2ND DASH GRAPH

- Lowrance® Elite-7 Ti (RAM® mounted)
- Lowrance® HDS-7 Touch w/StructureScan® (RAM® mounted)
- Lowrance® HDS-9 Touch w/StructureScan® (RAM® mounted)
- Lowrance® HDS-12 Touch w/StructureScan® (RAM® mounted)
- Humminbird® HELIX™ 7 SI (RAM® mounted)
- Humminbird® HELIX™ 9 SI (RAM® mounted)
- Humminbird® HELIX™ 10 SI (RAM® mounted)
- Humminbird® HELIX™ 12 SI (RAM® mounted)
- Humminbird® ONIX 8CI SI (RAM® mounted)
- Humminbird® ONIX 10CI SI (RAM® mounted)

ELECTRONICS

- Bluetooth®-capable Sony® stereo system

PERFORMANCE & STEERING

- Hot Foot™ (non-Verado® motors only)
- Hot Foot™ (Verado® motors only)
- Trim lever on wheel (not available w/Verado® motors)
- Steering wheel hub extension

BATTERY CHARGER EXCHANGE

- 4-bank, 40-amp battery charger
- Dual Pro® international battery charger
- Stealth 1, 20-amp battery charger w/out gauge
- Stealth 1, 20-amp battery charger w/gauge

- Heavy-duty winch w/nylon strap, bow safety strap & safety cables
- Integrated winch stand step w/handle for easier boarding at bow while boat is on trailer
- Outboard motor support to reduce hull & transom stress while towing
- Fiberglass fender design w/integrated back-up lights
- Carpeted bunks & fender boards to protect hull
- Submersible LED lights

TROLLING MOTOR

- Minn Kota® Maxxum® 24V, 80-lb. thrust, 42" (1.07 m), foot-control trolling motor

HARDWARE & EQUIPMENT

- 2 automatic bilge pumps
- 2 oxygen generators w/shut-off switch
- CoolGuard™ livewell cooling system (factory installed only)
- HydroWave® electronic fish attractor
- KeelGuard (Black or White)
- Line spooler
- Loc-R-Bar w/alarm

CUSHIONS & SEATING

- 2 bike seats (exchange)
- 2 jump seats (exchange)

FUNCTIONAL

- 6" (15.24 cm) BMS hydraulic jack plate (available w/Verado® motors only)
- 12" (30.48 cm) Atlas hydraulic jack plate (not available w/Verado® motors)
- 12" (30.48 cm) BMS hydraulic jack plate (not available w/Verado® motors)
- Minn Kota® 8' (2.44 m) Talon™ shallow-water anchor (dealer installed)
- 2 Minn Kota® 8' (2.44 m) Talon™ shallow-water anchors (dealer installed)
- Minn Kota® 12' (3.66 m) Talon™ shallow-water anchor (dealer installed)
- 2 Minn Kota® 12' (3.66 m) Talon™ shallow-water anchors (dealer installed)
- Power-Pole™ 8' Blade Edition shallow-water anchor (dealer installed)
- 2 Power-Pole™ 8' Blade Edition shallow-water anchors (dealer installed)
- Power-Pole™ 10' Blade Edition shallow-water anchor (dealer installed)
- 2 Power-Pole™ 10' Blade Edition shallow-water anchors (dealer installed)
- Removable port console & hardware (factory installed)
- Sarasota electric locking lid latches
- SmartCraft™ gauges

STYLING

- Carpet embroidery
- Custom color option
- Elite 4-color option

TROLLING MOTOR

- Minn Kota® Fortrex® 24V, 80-lb. thrust, 45" (1.14 m) trolling motor w/Universal Sonar 2
- Minn Kota® Fortrex® 24V, 80-lb. thrust, 52" (1.32 m) trolling motor w/Universal Sonar 2
- Minn Kota® Fortrex® 36V, 112-lb. thrust, 45" (1.14 m) trolling motor w/Universal Sonar 2
- Minn Kota® Fortrex® 36V, 112-lb. thrust, 52" (1.32 m) trolling motor w/Universal Sonar 2
- MotorGuide® X5 36V, 105-lb. thrust, 45" (1.14 m) trolling motor
- MotorGuide® X5 36V, 105-lb. thrust, 50" (1.27 m) trolling motor

COVERS

- Rope ratchet cover for side/dual consoles—Charcoal
- Pro Series rope ratchet cover for side/dual consoles—Charcoal
- Minn Kota® Fortrex® trolling motor rope ratchet cover for side/dual consoles—Charcoal
- Minn Kota® Fortrex® trolling motor Pro Series rope ratchet cover for side/dual consoles—Charcoal

TRAILER

- 17" (43.18 cm) custom chrome tire/wheel upgrade & spare tire (must order fiberglass fenders)
- 18" (45.72 cm) custom matte black aluminum alloy wheel upgrade & Hercules RAPTIS® R-T5 spare tire (must order fiberglass fenders)
- Retractable trailer tie downs
- Tandem-axle 2 brake

See dealer for more details.

Z20 STANDARD FEATURES & OPTIONS

Visit NITRO.COM to view more photos, see a complete list of motors, options, color combinations and features.



HULL LENGTH 20' 2" (6.15 m)	BEAM 96" (2.44 m)	TRANSOM HEIGHT 22" (0.56 m)	MAX. HP 250
--	------------------------------------	--	------------------------------

MAX. PERSON CAPACITY 4/600 lbs. (272.16 kg)	FUEL CAPACITY 55 gal. (208.20 l)	MAX. WEIGHT CAPACITY 1,525 lbs. (691.73 kg)	STORAGE LENGTH 23' 8" (7.21 m)
--	---	--	---

SPECIFICATIONS

Bottom width	75" (1.91 m)
Depth inside	18" (0.46 m)
Deadrise	16 degrees
Draft	16" (0.41 m)
Approx. weight	2,000 lbs. (907.18 kg)
Approx. package weight	4,050 lbs. (1,837.05 kg)
Package width	8' 6" (2.59 m)

STANDARD FEATURES

COMFORT, CONVENIENCE & PEACE OF MIND

- NMMA® certified
- Flotation meets or exceeds NMMA® & U.S. Coast Guard requirements
- EPA-compliant fuel system
- Anti-fatigue, padded-comfort bow deck
- Non-skid mats bow & stern
- Spare prop holder
- 5 drink holders
- 4 stainless steel pull-up cleats
- Integrated fold-down stainless steel reboarding ladder
- NEW 4 grab handles (1 at passenger, 2 at center seat, 1 at transom)
- Built-in tournament ruler & holder
- Fire extinguisher, horn & paddle

CONSOLE

- Flush-mounted Lowrance® HOOK-5x fishfinder w/480x480 pixel display, surface temperature & down imaging
- Hydraulic steering w/tilt
- Removable acrylic, tinted windscreen
- Ready to accept optional removable port console
- Custom-molded modular console w/2-tone gelcoat
- Veethree® multi-function instrumentation w/speedometer/fuel gauge, tach/trim gauge, water pressure gauge & oil level indicator
- Digital switch panel w/blue backlight & soft-touch shroud
- Dash light dimmer
- Soft-touch waterproof digital switches
- LED courtesy light
- Below-console 12V outlet

CONSTRUCTION & EXTERIOR

- Deck & hull chemically bonded & mechanically fastened w/stainless steel fasteners
- Gelcoated stringer system
- Foam-filled hull for optimal buoyancy & safety
- Full-width fiberglass-encapsulated composite transom
- Low-profile gunnels to maximize deck size & for easier casting

ELECTRICAL

- E-Start emergency jump start system
- Bow panel w/anchor/light switch, trim switch & room to flush-mount 12" (30.5 cm) graph
- 1,600 GPH (6,057 LPH) bilge pump
- LED console courtesy light
- Bow navigation lights integrated into gunnels w/stowable stern light
- Automatic LED-lighted bow storage
- Automotive-style labeled fuse panel w/cover
- Interstate® cranking battery

MOTOR OPTIONS

MERCURY® MOTOR	EST. SPEED (MPH)
200 L OptiMax® Pro XS	65–67
225 L OptiMax® Pro XS w/Torque Master	69–71
250 L OptiMax® Pro XS w/Torque Master	72–74
250 L Verado® Pro FourStroke	71–73

Estimated speeds are variable, depending on load, passengers, elevation, weather and water conditions.

Boat may be shown with optional equipment. Specs and features subject to change without notice.



INTERIOR

- 2 heavy-duty Interstate® Series 29 trolling batteries
- 2-bank, 8-amp battery charger w/exterior receptacle
- 6-gauge trolling motor wiring w/50-amp circuit breaker
- Master power switch
- Ventilation fan system in bow storage
- Waterproof Deutsch plugin gauge connectors
- Water & abrasion-resistant connectors
- 38-sq.-ft. (3.5-sq.-m) bow deck
- 74-qt. (70 L) insulated cooler, removable trash receptacle & snap-in sandwich tray
- NASCAR®-inspired helm & passenger bucket seats, helm only w/adjustable seat slide
- Bike seat w/pedestal
- Folding fishing seat w/composite frame
- Designated net storage behind seating
- Trolling motor pedal recess for Minn Kota® & MotorGuide® trolling motors
- Oversized, lockable port & starboard bow rod lockers w/lift assists for 8' (2.44 m) rods
- Rod organizer in port rod locker
- Molded-in drainage channels around bow storage compartments
- Port & starboard bow rod hold-down straps
- Oversized lockable center bow storage locker w/Tackle Management System
- Partner rod ramp w/rod handle organizer & rod holder strap
- 1 lift-out aft port box that will accept four 3700 tackle trays w/propeller storage beneath
- 1 lift-out, molded aft starboard storage box that will accept seven 3700 tackle trays
- Molded rigging compartment for easy access to batteries & pumps & easy cleanup
- 22-oz. (.62 kg) plush, marine-grade cut-pile carpet on deck & floor
- Stainless steel lockable compression latches
- Footrest w/non-skid mat under console(s)
- Insulated aluminum lids w/welded corners



LIVWELL SYSTEMS

- 2 insulated aft 19-gal. (71.92 L) Guardian™ livewells w/digital timers
- 750 GPH (2,840 LPH) livewell recirculation/pump-out system
- 500 GPH (1,893 LPH) aerator/fill pump
- Dual remote drain controls



PERFORMANCE

- NITRO® Vortex Technology™ (NVT™) hull for a smoother, drier ride
- Rapid Planing System™ for quicker holeshots & maximized speed
- 8" (20.0 cm) adjustable jack plate (Verado® only)
- 12" (30.5 cm) adjustable jack plate (OptiMax® only)
- Rigging tube for organized wiring & abrasion resistance
- Stainless steel propeller



STANDARD FEATURES CONT'D

TRAILER

- Custom-fit, factory-matched, tandem-axle NITRO® trailer w/powder-coat finish & NEW GALVASHIELD® Impact corrosion protection for improved durability
- Surge disc brakes on 1 axle
- Inside-the-frame brake line system w/1-point bleed
- 14" (35.6 cm) custom aluminum wheels w/radial tires
- No Touch Vortex hub lubrication system w/6-yr., 100,000-mile limited warranty
- Spare tire carrier w/matching spare
- All-welded rectangular GALVASHIELD® frame

OPTIONS

Z PRO PACKAGE (w/Package, other options may not be available)

- 2 Lowrance® HDS-9 Touch w/StructureScan® flush mounted (bow & console)
- Power-Pole™ 8' Blade Edition shallow-water anchor
- Minn Kota® Fortrex® 36V, 112-lb. thrust, 45" (1.14 m) trolling motor w/Universal Sonar 2
- KeelGuard (Black or White)
- 4-bank, 40-amp battery charger
- Hot Foot™ throttle & Pro-Trim lever
- Automatic bilge pump
- Remote oil fill
- 1 extra SRM29 trolling battery
- 31M-AGM cranking battery upgrade

BOW GRAPH

- Lowrance® HOOK-5 (flush mounted)
- Lowrance® Elite-7 Ti (flush or RAM® mounted)
- Lowrance® HDS-7 Touch w/StructureScan® (flush or RAM® mounted)
- Lowrance® HDS-9 Touch w/StructureScan® (flush or RAM® mounted)
- Lowrance® HDS-12 Touch w/StructureScan® (flush or RAM® mounted)
- Humminbird® HELIX™ 7 SI (RAM® mounted)
- Humminbird® HELIX™ 9 SI (RAM® mounted)
- Humminbird® HELIX™ 10 SI (RAM® mounted)
- Humminbird® HELIX™ 12 SI (RAM® mounted)
- Humminbird® ONIX 8CI SI (flush or RAM® mounted)
- Humminbird® ONIX 10CI SI (flush or RAM® mounted)

DASH GRAPH EXCHANGE

- Lowrance® Elite-7 Ti (flush or RAM® mounted)
- Lowrance® Elite-7 Ti (uninstalled)
- Lowrance® HDS-7 Touch w/StructureScan® (flush or RAM® mounted)
- Lowrance® HDS-7 Touch w/StructureScan® (uninstalled)
- Lowrance® HDS-9 Touch w/StructureScan® (flush or RAM® mounted)
- Lowrance® HDS-9 Touch w/StructureScan® (uninstalled)
- Lowrance® HDS-12 Touch w/StructureScan® (flush or RAM® mounted)
- Lowrance® HDS-12 Touch w/StructureScan® (uninstalled)
- Humminbird® HELIX™ 7 SI (GIMBAL or RAM® mounted)
- Humminbird® HELIX™ 7 SI (uninstalled)
- Humminbird® HELIX™ 9 SI (GIMBAL or RAM® mounted)
- Humminbird® HELIX™ 9 SI (uninstalled)
- Humminbird® HELIX™ 10 SI (GIMBAL or RAM® mounted)
- Humminbird® HELIX™ 10 SI (uninstalled)
- Humminbird® HELIX™ 10 SI (uninstalled)
- Humminbird® HELIX™ 12 SI (GIMBAL or RAM® mounted)
- Humminbird® HELIX™ 12 SI (uninstalled)
- Humminbird® ONIX 8CI SI (flush or RAM® mounted)
- Humminbird® ONIX 8CI SI (uninstalled)
- Humminbird® ONIX 10CI SI (flush or RAM® mounted)
- Humminbird® ONIX 10CI SI (uninstalled)

2ND DASH GRAPH

- Lowrance® Elite-7 Ti (RAM® mounted)
- Lowrance® HDS-7 Touch w/StructureScan® (RAM® mounted)
- Lowrance® HDS-9 Touch w/StructureScan® (RAM® mounted)
- Lowrance® HDS-12 Touch w/StructureScan® (RAM® mounted)
- Humminbird® HELIX™ 7 SI (RAM® mounted)
- Humminbird® HELIX™ 9 SI (RAM® mounted)
- Humminbird® HELIX™ 10 SI (RAM® mounted)
- Humminbird® HELIX™ 12 SI (RAM® mounted)
- Humminbird® ONIX 8CI SI (RAM® mounted)
- Humminbird® ONIX 10CI SI (RAM® mounted)

ELECTRONICS

- Bluetooth®-capable Sony® stereo system

PERFORMANCE & STEERING

- Hot Foot™ (non-Verado® motors only)
- Hot Foot™ (Verado® motors only)
- Trim lever on wheel (not available w/Verado® motors)
- Steering wheel hub extension

- Space-saving swing-away tongue to reduce storage length
- 1,200-lb. (544 kg) swing-up locking jack w/swivel wheel
- Heavy-duty winch w/nylon strap, bow safety strap & safety cables
- Winch stand step w/handle for easier boarding/reboarding at bow while boat is trailered
- Outboard motor support to reduce hull & transom stress while towing
- Carpeted bunks & fender boards to protect hull
- Submersible LED lights

TROLLING MOTOR

- Minn Kota® Maxxum® 24V, 80-lb. thrust, 42" (1.07 m), foot-control trolling motor

BATTERY CHARGER EXCHANGE

- 2-bank, 20-amp battery charger
- 3-bank, 30-amp battery charger
- 4-bank, 40-amp battery charger
- Dual Pro® international battery charger
- Stealth 1, 20-amp battery charger w/out gauge
- Stealth 1, 20-amp battery charger w/gauge

HARDWARE & EQUIPMENT

- 2 oxygen generators
- Automatic bilge pump
- Bow tool/drink holder
- CoolGuard™ livewell cooling system (factory installed only)
- Hydraulic pedestal (exchange)
- HydroWave® electronic fish attractor
- KeelGuard (Black or White)
- Loc-R-Bar w/alarm
- Port under-deck storage drawer
- X-Grip® phone holder

CUSHIONS & SEATING

- 2 bike seats (exchange)
- 2 jump seats (exchange)
- Adjustable passenger seat
- Center seat

FUNCTIONAL

- 6" (15.24 cm) BMS hydraulic jack plate (available w/Verado® motors only)
- 12" (30.48 cm) Atlas hydraulic jack plate (not available w/Verado® motors)
- 12" (30.48 cm) BMS hydraulic jack plate (not available w/Verado® motors)
- Minn Kota® 8' (2.44 m) Talon™ shallow-water anchor (dealer installed)
- 2 Minn Kota® 8' (2.44 m) Talon™ shallow-water anchors (dealer installed)
- Minn Kota® 12' (3.66 m) Talon™ shallow-water anchor (dealer installed)
- 2 Minn Kota® 12' (3.66 m) Talon™ shallow-water anchors (dealer installed)
- Power-Pole™ 8' Blade Edition shallow-water anchor (dealer installed)
- 2 Power-Pole™ 8' Blade Edition shallow-water anchors (dealer installed)
- Power-Pole™ 10' Blade Edition shallow-water anchor (dealer installed)
- 2 Power-Pole™ 10' Blade Edition shallow-water anchors (dealer installed)
- Removable port console & hardware (factory installed)
- SmartCraft® gauges
- Magnetic under-lid lure holder/organizer

STYLING

- Carpet embroidery
- Custom color option
- Elite 4-color option

TROLLING MOTOR

- Minn Kota® Fortrex® 24V, 80-lb. thrust, 45" (1.14 m) trolling motor w/Universal Sonar 2
- Minn Kota® Fortrex® 24V, 80-lb. thrust, 52" (1.32 m) trolling motor w/Universal Sonar 2
- Minn Kota® Fortrex® 36V, 112-lb. thrust, 45" (1.14 m) trolling motor w/Universal Sonar 2
- Minn Kota® Fortrex® 36V, 112-lb. thrust, 52" (1.32 m) trolling motor w/Universal Sonar 2
- Minn Kota® Maxxum® 24V, 80-lb. thrust, 42" (1.07 m) trolling motor
- MotorGuide® X5 36V, 105-lb. thrust, 45" (1.14 m) trolling motor
- MotorGuide® X5 36V, 105-lb. thrust, 50" (1.27 m) trolling motor

COVERS

- Rope ratchet cover for side/dual consoles—Charcoal
- Pro Series rope ratchet cover for side/dual consoles—Charcoal
- Minn Kota® Fortrex® trolling motor rope ratchet cover for side/dual consoles—Charcoal
- Minn Kota® Fortrex® trolling motor Pro Series roperratchet cover for side/dual consoles—Charcoal

TRAILER

- Fiberglass fenders for tandem-axle trailer
- 17" (43.18 cm) chrome tire/wheel upgrade & spare tire (must order fiberglass fenders)
- 18" (45.72 cm) custom matte black aluminum alloy wheel upgrade & Hercules RAPTIS® R-T5 spare tire (must order fiberglass fenders)
- Retractable trailer tie downs
- Tandem-axle 2 brake

See dealer for more details.

Z19 STANDARD FEATURES & OPTIONS

Visit NITRO.COM to view more photos, see a complete list of motors, options, color combinations and features.



HULL LENGTH 19' 4" (5.89 m)	BEAM 94" (2.39 m)	TRANSOM HEIGHT 23" (0.58 m)	MAX. HP 200
MAX. PERSON CAPACITY 4/500 lbs. (226.80 kg)	FUEL CAPACITY 50 gal. (189.27 l)	MAX. WEIGHT CAPACITY 1,375 lbs. (623.69 kg)	STORAGE LENGTH 22' 7" (6.88 m)

SPECIFICATIONS

Bottom width	74" (1.88 m)
Depth inside	18.5" (0.47 m)
Deadrise	16 degrees
Draft	15" (0.38 m)
Approx. weight	1,850 lbs. (839.15 kg)
Approx. package weight	3,249 lbs. (1,473.72 kg)
Package width	8' 6" (2.59 m)

MOTOR OPTIONS

MERCURY® MOTOR	EST. SPEED (MPH)
150 L FourStroke	54–56
150 L OptiMax® Pro XS	56–58
175 L OptiMax® Pro XS	62–63
200 L OptiMax® Pro XS	68–70
200 L Verado® Pro FourStroke	65–66

Estimated speeds are variable, depending on load, passengers, elevation, weather and water conditions.

Boat may be shown with optional equipment. Specs and features subject to change without notice.



STANDARD FEATURES

COMFORT, CONVENIENCE & PEACE OF MIND

- NMMA® certified
- Flotation meets or exceeds NMMA® & U.S. Coast Guard requirements
- EPA-compliant fuel system
- Non-skid mats bow & stern
- 6 drink holders
- 4 stainless steel pull-up cleats
- Integrated fold-down stainless steel reboarding ladder
- NEW 2 grab handles (1 at passenger, 1 at transom)
- Built-in tournament ruler & holder
- Fire extinguisher, horn & paddle

CONSOLE

- Flush-mounted Lowrance® HOOK-5x fishfinder w/480x480 pixel display, surface temperature & down imaging
- Hydraulic steering w/tilt
- Removable acrylic, tinted windscreen
- Ready to accept optional removable port console
- Custom-molded modular console w/2-tone gelcoat
- Veethree® multi-function instrumentation w/speedometer/fuel gauge, tach/trim gauge, voltmeter gauge & water pressure gauge
- Dash light dimmer
- Water-resistant switch panels
- LED courtesy light

CONSTRUCTION & EXTERIOR

- Deck & hull chemically bonded & mechanically fastened w/stainless steel fasteners
- Gelcoated stringer system
- Foam-filled hull for optimal buoyancy & safety
- Full-width fiberglass-encapsulated composite transom
- Low-profile gunnels to maximize deck size & for easier casting

ELECTRICAL

- Bow panel w/anchor/light switch, trim switch & room to flush mount 12" (30.5 cm) graph
- 1,000 GPH (3,785 LPH) bilge pump
- LED console courtesy light
- Bow navigation lights integrated into gunnels w/stowable stern light
- Manual LED-lighted bow storage
- Automotive-style labeled fuse panel w/cover
- Interstate® cranking battery
- 2 heavy-duty Interstate® Series 29 trolling batteries
- 2-bank, 8-amp battery charger w/exterior receptacle
- 6-gauge trolling motor wiring w/50-amp circuit breaker
- Master power switch

- Waterproof Deutsch plugin gauge connectors
- Water & abrasion-resistant connectors
- 12V outlet behind driver

INTERIOR

- 34-sq.-ft. (3.2-sq.-m) bow deck
- Step to bow deck w/62-qt. (58.7 L) insulated cooler & removable trash receptacle
- NASCAR®-inspired helm & passenger bucket seats
- Bike seat w/peDESTAL
- Folding fishing seat w/composite frame
- Designated net storage behind seating
- Trolling motor pedal recess for Minn Kota® & MotorGuide® trolling motors
- Oversized, lockable port & starboard bow rod lockers w/lift assists for 8' (2.44 m) rods
- Molded-in drainage channels around bow storage compartments
- Port & starboard bow rod hold-down straps
- Oversized lockable center bow storage locker
- Partner rod ramp w/rod handle organizer & rod holder strap
- 2 lift-out, molded aft storage boxes that will each accept seven 3700 tackle trays
- Molded rigging compartment for easy access to batteries & pumps & easy cleanup
- 16-oz. (.45 kg) plush, marine-grade cut-pile carpet on decks & floor
- Lockable compression latches
- Footrest w/non-skid mat under console(s)
- Insulated aluminum lids w/welded corners

LIVWELL SYSTEMS

- 2 insulated aft 19-gal. (71.92 L) Guardian™ livewells w/digital timers
- 750 GPH (2,840 LPH) livewell recirculation/pump-out system
- 500 GPH (1,893 LPH) aerator/fill pump
- Dual remote drain controls

PERFORMANCE

- NITRO® Vortex Technology™ (NVT™) hull for a smoother, drier ride
- Rapid Planing System™ for quicker holeshots & maximized speed
- 3" (7.6 cm) adjustable jack plate (Verado® only)
- 8" (20.0 cm) adjustable jack plate (OptiMax® only)
- Rigging tube for organized wiring & abrasion resistance
- Stainless steel propeller

STANDARD FEATURES CONT'D

TRAILER

- Custom-fit, factory-matched, single-axle NITRO® trailer w/powder-coat finish & GALVASHIELD® corrosion protection
- Surge disc brakes
- Inside-the-frame brake line system w/1-point bleed
- 15" (38.1 cm) chrome wheels w/radial tires
- No Touch Vortex hub lubrication system w/6-yr., 100,000-mile limited warranty
- Spare tire carrier (spare tire avail. at additional cost)
- All-welded rectangular GALVASHIELD® frame

OPTIONS

Z PRO PACKAGE (w/Package, other options may not be available)

- 2 Lowrance® HDS-7 Touch w/StructureScan® flush mounted (bow & console)
- Power-Pole™ 8' Blade Edition shallow-water anchor
- Minn Kota® Fortrex® 24V, 80-lb. thrust, 45" (1.14 m) trolling motor w/Universal Sonar 2
- KeelGuard (Black or White)
- 2 Oxygen generators
- 3-bank, 30-amp battery charger
- Port rod organizer
- Bow tool/drink holder
- Hot Foot™ throttle & Pro-Trim lever
- Tandem-axle trailer w/steel fender, surge brakes on 1 axle & ratchet tie downs
- Custom 14" (35.56 cm) aluminum wheel upgrade for tandem-axel trailer w/spare tire

BOW GRAPH

- Lowrance® HOOK-5 (flush mounted)
- Lowrance® Elite-7 Ti (flush or RAM® mounted)
- Lowrance® HDS-7 Touch w/StructureScan® (flush or RAM® mounted)
- Lowrance® HDS-9 Touch w/StructureScan® (flush or RAM® mounted)
- Lowrance® HDS-12 Touch w/StructureScan® (flush or RAM® mounted)
- Humminbird® HELIX™ 7 SI (RAM® mounted)
- Humminbird® HELIX™ 9 SI (RAM® mounted)
- Humminbird® HELIX™ 10 SI (RAM® mounted)
- Humminbird® HELIX™ 12 SI (RAM® mounted)
- Humminbird® ONIX 8CI SI (flush or RAM® mounted)
- Humminbird® ONIX 10CI SI (flush or RAM® mounted)

DASH GRAPH EXCHANGE

- Lowrance® Elite-7 Ti (flush or RAM® mounted)
- Lowrance® Elite-7 Ti (uninstalled)
- Lowrance® HDS-7 Touch w/StructureScan® (flush or RAM® mounted)
- Lowrance® HDS-7 Touch w/StructureScan® (uninstalled)
- Lowrance® HDS-9 Touch w/StructureScan® (flush or RAM® mounted)
- Lowrance® HDS-9 Touch w/StructureScan® (uninstalled)
- Lowrance® HDS-12 Touch w/StructureScan® (flush or RAM® mounted)
- Lowrance® HDS-12 Touch w/StructureScan® (uninstalled)
- Humminbird® HELIX™ 7 SI (GIMBAL or RAM® mounted)
- Humminbird® HELIX™ 7 SI (uninstalled)
- Humminbird® HELIX™ 9 SI (GIMBAL or RAM® mounted)
- Humminbird® HELIX™ 9 SI (uninstalled)
- Humminbird® HELIX™ 10 SI (GIMBAL or RAM® mounted)
- Humminbird® HELIX™ 10 SI (uninstalled)
- Humminbird® HELIX™ 12 SI (GIMBAL or RAM® mounted)
- Humminbird® HELIX™ 12 SI (uninstalled)
- Humminbird® ONIX 8CI SI (flush or RAM® mounted)
- Humminbird® ONIX 8CI SI (uninstalled)
- Humminbird® ONIX 10CI SI (flush or RAM® mounted)
- Humminbird® ONIX 10CI SI (uninstalled)

2ND DASH GRAPH

- Lowrance® Elite-7 Ti (RAM® mounted)
- Lowrance® HDS-7 Touch w/StructureScan® (RAM® mounted)
- Lowrance® HDS-9 Touch w/StructureScan® (RAM® mounted)
- Lowrance® HDS-12 Touch w/StructureScan® (RAM® mounted)
- Humminbird® HELIX™ 7 SI (RAM® mounted)
- Humminbird® HELIX™ 9 SI (RAM® mounted)
- Humminbird® HELIX™ 10 SI (RAM® mounted)
- Humminbird® HELIX™ 12 SI (RAM® mounted)
- Humminbird® ONIX 8CI SI (RAM® mounted)
- Humminbird® ONIX 10CI SI (RAM® mounted)

ELECTRONICS

- Bluetooth®-capable Sony® stereo system

PERFORMANCE & STEERING

- Hot Foot™ (non-Verado® motors only)
- Trim lever on wheel (not available w/Verado® motors)

BATTERY CHARGER EXCHANGE

- 2-bank, 20-amp battery charger
- 3-bank, 30-amp battery charger
- 4-bank, 40-amp battery charger

- Space-saving swing-away tongue to reduce storage length
- 1,200-lb. (544 kg) swing-up locking jack w/swivel wheel
- Heavy-duty winch w/nylon strap, bow safety strap
- Outboard motor support to reduce hull & transom stress while towing
- Carpeted bunks & fender boards to protect hull
- Submersible lights

TROLLING MOTOR

- Minn Kota® Maxxum® 24V, 70-lb. thrust, 42" (1.07 m), foot-control trolling motor

- Battery maintenance system
- Dual Pro® international battery charger
- Stealth 1, 20-amp battery charger w/out gauge
- Stealth 1, 20-amp battery charger w/gauge

HARDWARE & EQUIPMENT

- 2 oxygen generators
- Automatic bilge pump
- Bow tool/drink holder
- Hydraulic pedestal (exchange)
- HydroWave® electronic fish attractor
- KeelGuard (Black or White)
- Loc-R-Bar w/alarm
- Port under-deck storage drawer
- Snap-in sandwich tray
- X-Grip® phone holder

CUSHIONS & SEATING

- 2 bike seats (exchange)
- 2 jump seats (exchange)
- Center seat

FUNCTIONAL

- Anti-fatigue mat
- Ventilation fan in bow storage box
- 8" (20.32 cm) Atlas hydraulic jack plate (not available w/Verado® motors)
- 8" (20.32 cm) BMS hydraulic jack plate (not available w/Verado® motors)
- Minn Kota® 8' (2.44 m) Talon™ shallow-water anchor (dealer installed)
- 2 Minn Kota® 8' (2.44 m) Talon™ shallow-water anchors (dealer installed)
- Minn Kota® 12' (3.66 m) Talon™ shallow-water anchor (dealer installed)
- 2 Minn Kota® 12' (3.66 m) Talon™ shallow-water anchors (dealer installed)
- Power-Pole™ 8' Blade Edition shallow-water anchor (dealer installed)
- 2 Power-Pole™ 8' Blade Edition shallow-water anchors (dealer installed)
- Power-Pole™ 10' Blade Edition shallow-water anchor (dealer installed)
- 2 Power-Pole™ 10' Blade Edition shallow-water anchors (dealer installed)
- Remote oil fill (not available w/115 OptiMax® or 115 OptiMax Pro XS)
- Removable port console & hardware (factory installed)
- SmartCraft® gauges
- Rod organizer
- Magnetic under-lid lure holder/organizer

STYLING

- Carpet embroidery
- Custom color option
- Elite 4-color option

TROLLING MOTOR

- Minn Kota® Fortrex® 24V, 80-lb. thrust, 45" (1.14 m) trolling motor w/Universal Sonar 2
- Minn Kota® Fortrex® 24V, 80-lb. thrust, 52" (1.32 m) trolling motor w/Universal Sonar 2
- Minn Kota® Fortrex® 36V, 112-lb. thrust, 45" (1.14 m) trolling motor w/Universal Sonar 2
- Minn Kota® Fortrex® 36V, 112-lb. thrust, 52" (1.32 m) trolling motor w/Universal Sonar 2
- MotorGuide® X5 24V, 80-lb. thrust, 45" (1.14 m) trolling motor
- MotorGuide® X5 36V, 105-lb. thrust, 45" (1.14 m) trolling motor

COVERS

- Rope ratchet cover for side/dual consoles—Charcoal
- Pro Series rope ratchet cover for side/dual consoles—Charcoal
- Minn Kota® Fortrex® trolling motor rope ratchet cover for side/dual consoles—Charcoal
- Minn Kota® Fortrex® trolling motor Pro Series rope ratchet cover for side/dual consoles—Charcoal

TRAILER

- Fiberglass fenders for tandem-axle trailer
- 17" (43.18 cm) chrome tire/wheel upgrade & spare tire (must order fiberglass fenders)
- 18" (45.72 cm) custom matte black aluminum alloy wheel upgrade & Hercules RAPTIS® R-T5 spare tire (must order fiberglass fenders)
- Retractable trailer tie downs
- Single-axle spare tire kit
- Tandem-axle 1 brake
- Tandem-axle 2 brake

See dealer for more details.

Z18 STANDARD FEATURES & OPTIONS

Visit NITRO.COM to view more photos, see a complete list of motors, options, color combinations and features.



HULL LENGTH 18' 8" (5.69 m)	BEAM 94" (2.39 m)	TRANSOM HEIGHT 22.5" (0.57 m)	MAX. HP 175
MAX. PERSON CAPACITY 4/550 lbs. (249.48 kg)	FUEL CAPACITY 40 gal. (151.42 l)	MAX. WEIGHT CAPACITY 1,350 lbs. (612.35 kg)	STORAGE LENGTH 21' 3" (6.48 m)

SPECIFICATIONS

Bottom width	75" (1.91 m)
Depth inside	18.5" (0.47 m)
Deadrise	16 degrees
Draft	15" (0.38 m)
Approx. weight	1,700 lbs. (771.11 kg)
Approx. package weight	3,200 lbs (1,451.50 kg).
Package width	8' 6" (2.59 m)

STANDARD FEATURES

COMFORT, CONVENIENCE & PEACE OF MIND

- NMMA® certified
- Flotation meets or exceeds NMMA® & U.S. Coast Guard requirements
- EPA-compliant fuel system
- Non-skid mats bow & stern
- 6 drink holders
- 4 stainless steel pull-up cleats
- Integrated fold-down stainless steel reboarding ladder
- NEW 2 grab handles (1 at passenger, 1 at transom)
- Fire extinguisher, horn & paddle

CONSOLE

- Flush-mounted Lowrance® HOOK-5x fishfinder w/480x480 pixel display, surface temperature & down imaging
- Hydraulic steering w/tilt
- Removable acrylic, tinted windscreen
- Ready to accept optional removable port console
- Custom-molded modular console w/2-tone gelcoat
- Veethree® multi-function instrumentation w/speedometer/fuel gauge, tach/trim gauge, voltmeter gauge & water pressure gauge
- Dash light dimmer
- Water-resistant switch panels
- LED courtesy light
- Below-console 12V outlet

CONSTRUCTION & EXTERIOR

- Deck & hull chemically bonded & mechanically fastened w/stainless steel fasteners
- Gelcoated stringer system
- Foam-filled hull for optimal buoyancy & safety
- Full-width fiberglass-encapsulated composite transom
- Low-profile gunnels to maximize deck size & for easier casting

ELECTRICAL

- Bow panel w/anchor/light switch, trim switch & room to flush mount 12" (30.5 cm) graph
- 1,000 GPH (3,785 LPH) bilge pump
- LED console courtesy light
- Bow navigation lights integrated into gunnels w/stowable stern light
- Automotive-style labeled fuse panel w/cover

MOTOR OPTIONS

MERCURY® MOTOR	EST. SPEED (MPH)
150 L FourStroke	60–63
150 L OptiMax® Pro XS	60–63
175 L OptiMax® Pro XS	65–67

Estimated speeds are variable, depending on load, passengers, elevation, weather and water conditions.

Boat may be shown with optional equipment. Specs and features subject to change without notice.

- Interstate® cranking battery
- 2 heavy-duty Interstate® Series 29 trolling batteries
- 2-bank, 8-amp battery charger w/exterior receptacle
- 6-gauge trolling motor wiring w/50-amp circuit breaker
- Master power switch
- Waterproof Deutsch plugin gauge connectors
- Water & abrasion-resistant connectors

INTERIOR

- 34-sq.-ft. (3.2-sq.-m) bow deck for casting mobility w/lots of storage
- 62-qt. (58.7 L) insulated cooler & removable trash receptacle
- NASCAR®-inspired helm & passenger bucket seats
- Bike seat w/pedestal
- Folding fishing seat w/composite frame
- Trolling motor pedal recess for Minn Kota® & MotorGuide® trolling motors
- Oversized, lockable port & starboard bow rod lockers w/lift assists for 8' (2.44 m) rods
- Molded-in drainage channels around bow storage compartments
- Port & starboard bow rod hold-down straps
- Oversized lockable center bow storage locker
- Partner rod ramp w/rod handle organizer & rod holder strap
- 2 lift-out, molded aft storage boxes that will each accept seven 3700 tackle trays
- Molded rigging compartment for easy access to batteries & pumps & easy cleanup
- 16-oz. (.45 kg) plush, marine-grade cut-pile carpet on decks & floor
- Lockable compression latches
- Footrest w/non-skid mat under console(s)
- Insulated aluminum lids w/welded corners

LIVWELL SYSTEMS

- Aft 30-gal. (114 L) Guardian™ aerated, divided livewell w/timer
- 500 GPH (1,893 LPH) livewell recirculation/pump-out system
- 500 GPH (1,893 LPH) aerator/fill pump
- Rotomolded w/rounded corners

PERFORMANCE

- NITRO® Vortex Technology™ (NVT™) hull for a smoother, drier ride
- Rapid Planing System™ for quicker holeshots & maximized speed
- Rigging tube for organized wiring & abrasion resistance
- Stainless steel propeller



STANDARD FEATURES CONT'D

TRAILER

- Custom-fit, factory-matched, single-axle NITRO® trailer w/powder-coat finish & NEW GALVASHIELD® Impact corrosion protection for improved durability
- 14" (35.6 cm) chrome wheels w/radial tires
- No Touch Vortex hub lubrication system w/6-yr. 100,000-mile limited warranty
- Spare tire carrier (spare tire avail. at additional cost)
- All-welded rectangular GALVASHIELD® frame
- Space-saving swing-away tongue to reduce storage length

- 1,200-lb. (544 kg) swing-up locking jack w/swivel wheel
- Heavy-duty winch w/nylon strap, bow safety strap & safety cables
- Outboard motor support to reduce hull & transom stress while towing
- Carpeted bunks & fender boards to protect hull
- Submersible lights

TROLLING MOTOR

- Minn Kota® Maxxum® 24V, 70-lb. thrust, 42" (1.07 m) foot-control trolling motor

OPTIONS

BOW GRAPH

- Lowrance® HOOK-5 (flush mounted)
- Lowrance® Elite-7 Ti (flush or RAM® mounted)
- Lowrance® HDS-7 Touch w/StructureScan® (flush or RAM® mounted)
- Lowrance® HDS-9 Touch w/StructureScan® (flush or RAM® mounted)
- Lowrance® HDS-12 Touch w/StructureScan® (flush or RAM® mounted)
- Humminbird® HELIX™ 7 SI (RAM® mounted)
- Humminbird® HELIX™ 9 SI (RAM® mounted)
- Humminbird® HELIX™ 10 SI (RAM® mounted)
- Humminbird® HELIX™ 12 SI (RAM® mounted)
- Humminbird® ONIX 8CI SI (flush or RAM® mounted)
- Humminbird® ONIX 10CI SI (flush or RAM® mounted)

DASH GRAPH EXCHANGE

- Lowrance® Elite-7 Ti (flush or RAM® mounted)
- Lowrance® Elite-7 Ti (uninstalled)
- Lowrance® HDS-7 Touch w/StructureScan® (flush or RAM® mounted)
- Lowrance® HDS-7 Touch w/StructureScan® (uninstalled)
- Lowrance® HDS-9 Touch w/StructureScan® (flush or RAM® mounted)
- Lowrance® HDS-9 Touch w/StructureScan® (uninstalled)
- Lowrance® HDS-12 Touch w/StructureScan® (flush or RAM® mounted)
- Lowrance® HDS-12 Touch w/StructureScan® (uninstalled)
- Humminbird® HELIX™ 7 SI (GIMBAL or RAM® mounted)
- Humminbird® HELIX™ 7 SI (uninstalled)
- Humminbird® HELIX™ 9 SI (GIMBAL or RAM® mounted)
- Humminbird® HELIX™ 9 SI (uninstalled)
- Humminbird® HELIX™ 10 SI (GIMBAL or RAM® mounted)
- Humminbird® HELIX™ 10 SI (uninstalled)
- Humminbird® HELIX™ 12 SI (GIMBAL or RAM® mounted)
- Humminbird® HELIX™ 12 SI (uninstalled)
- Humminbird® ONIX 8CI SI (flush or RAM® mounted)
- Humminbird® ONIX 8CI SI (uninstalled)
- Humminbird® ONIX 10CI SI (flush or RAM® mounted)
- Humminbird® ONIX 10CI SI (uninstalled)

PERFORMANCE & STEERING

- Hot Foot™ (non-Verado® motors only)
- Trim lever on wheel (not available w/Verado® motors)

BATTERY CHARGER EXCHANGE

- 2-bank, 20-amp battery charger
- 3-bank, 30-amp battery charger
- Battery maintenance system
- Dual Pro® international battery charger
- Stealth 1, 20-amp battery charger w/out gauge
- Stealth 1, 20-amp battery charger w/gauge

HARDWARE & EQUIPMENT

- 2 oxygen generators
- Automatic bilge pump
- Bow tool/drink holder
- Livewell control valve
- Hydraulic pedestal (exchange)
- HydroWave® electronic fish attractor
- KeelGuard (Black or White)
- Loc-R-Bar w/alarm
- Port under-deck storage drawer
- Snap-in sandwich tray

CUSHIONS & SEATING

- 2 bike seats (exchange)
- 2 jump seats (exchange)
- Center seat

FUNCTIONAL

- 8" (20.32 cm) adjustable jack plate
- 8" (20.32 cm) Atlas hydraulic jack plate (not available w/Verado® motors)
- 8" (20.32 cm) BMS hydraulic jack plate (not available w/Verado® motors)
- Remote oil fill (not available w/115 OptiMax® or 115 OptiMax Pro XS)
- Removable port console & hardware (factory installed)
- SmartCraft® gauges
- Rod organizer
- Tackle Management System

STYLING

- Carpet embroidery
- Custom color option
- Elite 4-color option

TROLLING MOTOR

- Minn Kota® Fortrex® 24V, 80-lb. thrust, 45" (1.14 m) trolling motor w/Universal Sonar 2
- Minn Kota® Fortrex® 24V, 80-lb. thrust, 52" (1.32 m) trolling motor w/Universal Sonar 2
- MotorGuide® X5 24V, 80-lb. thrust, 45" (1.14 m) trolling motor

COVERS

- Rope ratchet cover for side/dual consoles—Charcoal
- Minn Kota® Fortrex® trolling motor rope ratchet cover for side/dual consoles—Charcoal

TRAILER

- Fiberglass fenders for tandem-axle trailer
- Tandem-axle custom wheels w/spare tire
- 17" (43.18 cm) chrome tire/wheel upgrade & spare tire (must order fiberglass fenders)
- 18" (45.72 cm) custom matte black aluminum alloy wheel upgrade & Hercules RAPTIS® R-T5 spare tire (must order fiberglass fenders)
- Retractable trailer tie downs
- Single-axle spare tire kit
- Single-axle brake upgrade
- Tandem-axle 1 brake
- Tandem-axle 2 brake

See dealer for more details.

Z17 STANDARD FEATURES & OPTIONS

Visit NITRO.COM to view more photos, see a complete list of motors, options, color combinations and features.

Available early 2017.

HULL LENGTH 17' 4" (5.28 m)	BEAM 90" (2.29 m)	TRANSOM HEIGHT 20.5" (0.52 m)	MAX. HP 115
--	------------------------------------	--	------------------------------

MAX. PERSON CAPACITY 3/460 lbs. (208.65 kg)	FUEL CAPACITY 24 gal. (90.85 l)	MAX. WEIGHT CAPACITY 1,100 lbs. (499 kg)	STORAGE LENGTH 21' 3" (6.48 m)
--	--	---	---

SPECIFICATIONS

Bottom width	72" (1.83 m)
Depth inside	16.25" (0.41 m)
Deadrise	16 degrees
Draft	15" (0.38 m)
Approx. weight	1,450 lbs. (657.71 kg)
Approx. package weight	2,950 lbs. (1,338.10 kg)
Package width	8' (2.44 m)

STANDARD FEATURES

COMFORT, CONVENIENCE & PEACE OF MIND

- NMMA® certified
- Flotation meets or exceeds NMMA® & U.S. Coast Guard requirements
- EPA-compliant fuel system
- Non-skid mats bow & stern
- 2 drink holders
- 4 stainless steel, angled cleats flushed w/gunnels
- Integrated fold-down stainless steel reboarding ladder, angled for allowing optional Power-Pole™ shallow-water anchor
- NEW 2 grab handles (1 at passenger, 1 at transom)
- Fire extinguisher, horn & paddle

CONSOLE

- Flush-mounted Lowrance® HOOK-4x fishfinder w/480x272 pixel display
- Single cable rotary steering w/tilt
- Removable acrylic, tinted windshield exterior
- Ready to accept optional removable port console
- Custom-molded modular console w/2-tone gelcoat
- Angled, Veethree® multi-function instrumentation w/speedometer/fuel gauge, tach/trim gauge, voltmeter gauge & water pressure gauge
- Dash light dimmer
- Water-resistant switch panels
- LED courtesy light
- Below-console 12V outlet
- Room to flush-mount optional, exchanged 9" (22.9 cm) graph

CONSTRUCTION & EXTERIOR

- Deck & hull chemically bonded & mechanically fastened w/stainless steel fasteners
- Gelcoated stringer system
- Foam-filled hull for optimal buoyancy & safety
- Full-width fiberglass-encapsulated composite transom
- Low-profile gunnels to maximize deck size & for easier casting

ELECTRICAL

- Bow panel w/anchor/light switch, trim switch & room to flush mount 9" (22.9 cm) graph
- 1,000 GPH (3,785 LPH) bilge pump
- LED console courtesy light
- Bow navigation lights integrated into gunnels w/stowable stern light
- Automotive-style labeled fuse panel w/cover
- 1 heavy-duty Interstate® Series 27 trolling batteries
- 1 24M-RD cranking battery

MOTOR OPTIONS

MERCURY® MOTOR	EST. SPEED (MPH)
90 L FourStroke	43–44
115 L FourStroke	52–54

Estimated speeds are variable, depending on load, passengers, elevation, weather and water conditions.

Boat may be shown with optional equipment. Specs and features subject to change without notice.



- 2-bank, 8-amp battery charger w/exterior receptacle
- 6-gauge trolling motor wiring w/50-amp circuit breaker
- Master power switch
- Waterproof Deutsch plugin gauge connectors
- Water & abrasion-resistant connectors

INTERIOR

- 32-sq.-ft. (3.0-sq.-m) bow deck for casting mobility w/lots of storage
- 62-qt. (58.7 L) insulated cooler & removable trash receptacle
- NASCAR®-inspired helm & passenger bucket seats w/molded-in storage below
- Step up to aft deck w/polymer lid
- Bike seat w/pedestal
- Folding fishing seat w/composite frame
- Trolling motor pedal recess for Minn Kota® & MotorGuide® trolling motors
- Oversized, lockable port & starboard bow rod lockers for rods up to 7' (2.13 m)
- Molded-in drainage channels around bow storage compartments
- Port & starboard bow rod hold-down straps
- Oversized lockable center bow storage locker w/lid assist & organizer for 7' 6" (2.29 m) rods
- Partner rod ramp w/rod handle organizer & rod holder strap
- 2 lift-out, molded aft storage boxes that will each accept seven 3700 tackle trays
- Molded utility rigging compartment for easy access to batteries & pumps & easy cleanup
- 16-oz. (.45 kg) plush, marine-grade cut-pile carpet on decks & floor
- Lockable compression latches
- Footrest w/non-skid under console(s)
- Insulated aluminum lids w/welded corners



LIVWELL SYSTEMS

- Aft 23-gal. (87 L) Guardian™ aerated, divided livewell w/timer
- 500 GPH (1,893 LPH) livewell recirculation/pump-out system
- 500 GPH (1,893 LPH) aerator/fill pump



PERFORMANCE

- NITRO® Vortex Technology™ (NVT™) hull for a smoother, drier ride
- Rapid Planing System™ for quicker holeshots & maximized speed
- Rigging tube for organized wiring & abrasion resistance
- Stainless steel propeller



STANDARD FEATURES CONT'D

TRAILER

- Custom-fit, factory-matched, single-axle NITRO® trailer w/powder-coat finish & NEW GALVASHIELD® Impact corrosion protection for improved durability
- 14" (35.6 cm) chrome wheels w/radial tires
- No Touch Vortex hub lubrication system w/6-yr., 100,000-mile limited warranty
- Spare tire carrier (spare tire avail. at additional cost)
- All-welded rectangular GALVASHIELD® frame
- Space-saving swing-away tongue to reduce storage length

- 1,200-lb. (544 kg) swing-up locking jack w/swivel wheel
- Heavy-duty winch w/nylon strap & safety cables
- Outboard motor support to reduce hull & transom stress while towing
- Carpeted bunks & fender boards to protect hull
- Submersible lights



TROLLING MOTOR

- Miinn Kota® Edge® 12V, 55-lb. thrust, 42" (1.07 m), foot-control trolling motor

OPTIONS

OPTIONS ARE STILL BEING DEVELOPED FOR THE Z17 AND MAY VARY FROM WHAT IS SHOWN. SEE MORE DETAILS AT NITRO.COM EARLY 2017.

BOW GRAPH

- Lowrance® electronics
- Humminbird® electronics

PERFORMANCE & STEERING

- Hot Foot™ throttle
- Trim lever on wheel

BATTERY CHARGER EXCHANGE

- 2-bank, 20-amp battery charger
- 3-bank, 30-amp battery charger

HARDWARE & EQUIPMENT

- Oxygen generator
- Automatic bilge pump
- Bow tool/drink holder
- Livewell control valve
- Hydraulic pedestal (exchange)
- HydroWave® electronic fish attractor
- KeelGuard (Black or White)
- Loc-R-Bar w/alarm

CUSHIONS & SEATING

- 2 bike seats (exchange)
- 2 jump seats (exchange)
- Center seat

FUNCTIONAL

- Removable port console & hardware (factory installed)
- Rod organizer

STYLING

- Carpet embroidery
- Custom color option
- Elite 4-color option

TROLLING MOTOR

- Minn Kota® trolling motors
- MotorGuide® trolling motors

COVERS

- Rope ratchet cover for side/dual consoles

TRAILER

- Custom wheels w/spare
- Retractable trailer tie downs
- Single-axle spare tire kit
- Single-axle brake upgrade

See dealer for more details.

NITRO
PERFORMANCE FISHING BOATS

NITRO SPORT Z19 STANDARD FEATURES & OPTIONS

Visit NITRO.COM to view more photos, see a complete list of motors, options, color combinations and features.



HULL LENGTH 19' 5" (5.92 m)	BEAM 93" (2.36 m)	TRANSOM HEIGHT 22" (0.56 m)	MAX. HP 200
MAX. PERSON CAPACITY 5/700 lbs. (317.52 kg)	FUEL CAPACITY 26 gal. (98.42 l)	MAX. WEIGHT CAPACITY 1,500 lbs. (680.39 kg)	STORAGE LENGTH 21' (6.40 m)

SPECIFICATIONS

Bottom width	75" (1.91 m)
Depth inside	24" (0.61 m)
Deadrise	16 degrees
Draft	15" (0.38 m)
Approx. weight	1,675 lbs. (759.77 kg)
Approx. package weight	3,236 lbs. (1,467.83 kg)
Package width	8' 3" (2.51 m)

STANDARD FEATURES



COMFORT, CONVENIENCE & PEACE OF MIND

- NMMA® certified
- Flotation meets or exceeds NMMA® & U.S. Coast Guard requirements
- EPA-compliant fuel system
- Removable tournament-style ski pylon
- Port & starboard swim platforms w/integrated boarding ladder
- 10 stainless steel drink holders
- 4 pull-up cleats
- Cockpit grab handles
- Fire extinguisher, horn & paddle



CONSOLE

- Flush-mounted Lowrance® HOOK-5x fishfinder w/480x480 pixel display, surface temperature & down imaging
- Tilt hydraulic steering
- Radiused walk-thru, tempered-glass windshield
- 2 Custom-molded consoles
- Port console w/storage tray & insulated cooler
- AM/FM Bluetooth®-capable stereo w/USB & MP3 ports
- Veethree® multi-function instrumentation gauges
- Water-resistant switch panels



CONSTRUCTION & EXTERIOR

- Deck & hull chemically bonded & mechanically fastened w/stainless steel fasteners
- Gelcoated stringer system
- Foam-filled hull for optimal buoyancy & safety
- Full-width fiberglass-encapsulated composite transom

MOTOR OPTIONS

MERCURY® MOTOR	EST. SPEED (MPH)
115 ELPT FourStroke CT	42–45
150 L FourStroke	52–55
150 L OptiMax® Pro XS	52–55
175 L OptiMax® Pro XS	58–60
200 L OptiMax® Pro XS	64–65

Estimated speeds are variable, depending on load, passengers, elevation, weather and water conditions.

Boat may be shown with optional equipment. Specs and features subject to change without notice.



ELECTRICAL

- 1,000 GPH (3,785 LPH) bilge pump
- Port & starboard cockpit courtesy lighting
- Interstate® starting battery
- Interstate® Series 27 trolling battery
- Heavy-duty 6-gauge trolling motor harness
- Master power switch
- Waterproof Deutsch gauge plugin connectors
- Automotive-style labeled fuse panel w/cover
- Water & abrasion-resistant connectors
- Main & trolling motor harness circuit breaker protection



INTERIOR

- NASCAR®-inspired helm (swivel & sliding) & passenger (swivel) bucket seats
- Aft bench seating w/2 convertible, removable fishing seats
- 3 bow storage compartments
- Port & starboard bow bolsters
- Forward in-floor rod locker w/organizer
- Midship in-floor wakeboard/ski storage
- 2 aft storage compartments w/drop-in boxes
- Full-width, lockable rod/ski storage in aft deck
- 16-oz. (.45 kg) marine-grade cut-pile carpet w/edging
- Lockable compression latches
- Insulated aluminum lids w/welded corners
- 44-qt. (41.6 L) insulated cooler below aft seat



LIVWELL SYSTEMS

- 16-gal. (61 L) aerated, recirculated aft rotomolded livewell w/rounded corners, pump-out & timer
- 500 GPH (1,893 LPH) aerator/fill pump
- 750 GPH (2,839 LPH) recirculator/pump-out pump



PERFORMANCE

- Stainless steel propeller

STANDARD FEATURES CONT'D



TRAILER

- Custom-fit, factory-matched, single-axle NITRO® trailer w/powder-coat finish & NEW GALVASHIELD® Impact corrosion protection for improved durability
- 14" (35.6 cm) chrome wheels w/radial tires
- No Touch Vortex hub lubrication system w/6-yr., 100,000-mile limited warranty
- Spare tire carrier (spare tire optional)
- All-welded rectangular GALVASHIELD® frame
- Space-saving swing-away tongue to reduce storage length



TROLLING MOTOR

- Minn Kota® PowerDrive™ 12V, 55-lb. thrust, 54" (1.37 m), foot-control trolling motor w/Universal Sonar transducer

- Heavy-duty winch w/nylon strap & safety cables
- Outboard motor support to reduce hull & transom stress while towing
- Carpeted bunks & fender boards to protect hull
- Submersible lights
- Nylon tie-down straps (supplied w/boat package)

OPTIONS

BOW GRAPH

- Lowrance® HOOK-5x (flush mounted)
- Lowrance® Elite-7 Ti (flush mounted)
- Lowrance® HDS-7 Touch w/StructureScan® (flush mounted)
- Lowrance® HDS-9 Touch w/StructureScan® (flush mounted)

DASH GRAPH EXCHANGE

- Lowrance® Elite-7 Ti (flush mounted)
- Lowrance® HDS-7 Touch w/StructureScan® (flush mounted)
- Lowrance® HDS-9 Touch w/StructureScan® (flush mounted)

BATTERY CHARGER EXCHANGE

- 2-bank, 8-amp battery charger
- 2-bank, 20-amp battery charger
- 3-bank, 30-amp battery charger
- Dual Pro® international battery charger system

HARDWARE & EQUIPMENT

- Bimini top
- Automatic bilge pump
- KeelGuard (Black or White)

CUSHIONS & SEATING

- Bow & aft sundeck cushions
- 1 bike & 1 jump seat
- 2 bike seats
- 2 jump seats

FUNCTIONAL

- 6" (15.24 cm) top-adjusting jack plate
- Snap-in cockpit carpet

STYLING

- Custom color

TROLLING MOTOR

- Minn Kota® PowerDrive™ 24V, 70-lb. thrust, 54" (1.37 m) trolling motor
- MotorGuide® X3 24V, 70-lb. thrust, 45" (1.14 m) trolling motor

COVERS

- Rope ratchet cover for side/dual consoles—Charcoal
- Minn Kota® Fortrex® trolling motor rope ratchet cover for side/dual consoles—Charcoal

TRAILER

- Retractable trailer tie downs
- Single-axle brake upgrade
- Custom single-axle trailer wheel (exchange)
- 215/75R14C black sidewall SIL spare tire kit

See dealer for more details.



STANDARD FEATURES & OPTIONS

Visit NITRO.COM to view more photos, see a complete list of motors, options, color combinations and features.



HULL LENGTH 18' 11" (5.77 m)	BEAM 102" (2.59 m)	TRANSOM HEIGHT 25" (0.64 m)	MAX. HP 200
MAX. PERSON CAPACITY 5/1,050 lbs. (476.27 kg)	FUEL CAPACITY 45 gal. (170.34 l)	MAX. WEIGHT CAPACITY 2,000 lbs. (907.18 kg)	STORAGE LENGTH 22' 7" (6.88 m)

SPECIFICATIONS

Bottom width	76" (1.93 m)
Depth inside	25.5" (0.65 m)
Deadrise	17 degrees
Draft	19.75" (0.50 m)
Approx. weight	2,300 lbs. (1,043.26 kg)
Approx. package weight	4,500 lbs. (2,041.17 kg)
Package width	8' 6" (2.59 m)

STANDARD FEATURES



COMFORT, CONVENIENCE & PEACE OF MIND

- NMMA® certified
- Flotation meets or exceeds NMMA® & U.S. Coast Guard requirements
- EPA-compliant fuel system
- Gunnels designed to maximize interior space & fishing room
- 3 stainless steel drink holders
- 4 stainless steel pull-up cleats
- Stainless steel bow & stern eyes
- Fold-down 4-step stainless steel reboarding ladder
- Passenger grab handle
- Fire extinguisher & horn



CONSOLE

- Flush-mounted Lowrance® HOOK-5x fishfinder w/480x480 pixel display, surface temperature & down imaging
- Hydraulic steering w/custom tilt wheel
- Heavy-duty molded, tinted windscreens
- Custom-molded port & starboard modular consoles w/2-tone gelcoat scheme
- Oversized, carpeted, lockable port glovebox
- Below-console footrest w/non-skid mat
- Port & starboard below-console shelves
- Helm below-console recess for optional Hot Foot™ pedal
- Veethree® multi-function instrumentation gauges w/speedometer/fuel gauge, tach/trim gauge, voltmeter gauge & water pressure gauge
- Stainless steel toggle switches
- Side-mounted LED courtesy light
- Space to mount additional electronics



CONSTRUCTION & EXTERIOR

- Deck & hull chemically bonded & mechanically fastened
- Gelcoated stringer system
- Foam-filled hull for optimal buoyancy & safety
- Full-width fiberglass-encapsulated composite transom
- Hand-laid, heavy-duty performance hull w/reinforced sides



ELECTRICAL

- Bow panel w/navigation light, anchor light & trim switches
- 1,000 GPH (3,785 LPH) bilge pump
- Bow navigation lights integrated into gunnels w/stowable stern light
- Heavy-duty Interstate® 27M-XHD starting battery
- 2 heavy-duty Interstate® Series SRM-29 trolling batteries
- 2-bank, 20-amp onboard battery charger w/external receptacle
- 2 automotive-style, labeled fuse panels w/cover
- Manual LED lighting in bow storage compartments



INTERIOR

- NASCAR®-inspired helm & passenger bucket seats
- Bike seat w/pedestal
- Folding molded fishing seat w/pedestal
- Bow & aft lockable storage compartments
- Port & starboard bow lockers w/lift assists
- 3-level center rod locker w/organizers for 8' (2.44 m) rods
- Step-up to bow deck w/storage for two 3600 tackle boxes
- Starboard tool holder
- 2 lift-out, molded aft storage boxes that will each accept seven 3700 tackle trays
- Extra-large integrated port net holder
- Port bow cooler w/removable tray
- 24-oz. (.68 kg) plush, marine-grade, cut-pile carpet on decks & floor
- Insulated aluminum lids w/welded corners
- Room to RAM®-mount additional electronics at bow
- Stainless steel fore & aft rails (port & starboard)
- Stainless steel lockable compression latches



LIVWELL SYSTEMS

- 5.5-gal. (21 L) insulated bow baitwell w/removable bucket
- Aft 26-gal. (98 L) insulated Guardian™ anti-slosh rotomolded livewell w/rounded corners, removable divider & bait bucket
- Two 500 GPH (1,892 LPH) aerator/fill pumps w/timers (1 for baitwell, 1 for livewell)
- Two 750 GPH (2,839 LPH) recirculator pumps w/timers (1 for baitwell, 1 for livewell)
- Pump-out systems (baitwell & livewell)
- Livewell lid latching to keep lid closed at speed & in rough conditions



PERFORMANCE

- Deep V performance hull
- Lifting strakes to maximize overall handling & performance
- Transom designed for Kicker motor application
- Rigging tube
- Stainless steel propeller



STANDARD FEATURES CONT'D

TRAILER

- Custom-fit, factory-matched, tandem-axle NITRO® trailer w/powder-coat finish & NEW GALVASHIELD® Impact corrosion protection for improved durability
- Surge disc brakes on 1 axle
- Inside-the-frame brake line system w/1-point bleed
- 14" (35.6 cm) custom NITRO® aluminum wheels w/radial tires
- No Touch Vortex hub lubrication system w/6-yr. 100,000-mile limited warranty
- Spare tire carrier (spare tire avail. at additional cost)
- All-welded rectangular GALVASHIELD® frame
- Space-saving swing-away tongue to reduce storage length
- 1,200-lb. (544 kg) swing-up locking jack w/swivel wheel

OPTIONS

Z PRO PACKAGE (w/Package, other options may not be available)

- 2 Lowrance® HDS-9 Touch w/StructureScan® RAM® mounted (bow & console)
- MotorGuide® Xi5 36V, 105-lb. thrust, 60", trolling motor
- Networking between fishfinders & trolling motor
- Kicker stereo system w/speakers
- Walk-thru windshield
- Ski tow pylon
- GEN 4-bank, 40-amp battery charger
- 1 extra SRM29 trolling battery
- 31M-AGM cranking battery upgrade

BOW GRAPH

- Lowrance® HOOK-5x Pro (bracket mounted)
- Lowrance® Elite-7 Ti & (RAM® mounted)
- Lowrance® HDS-7 Touch w/StructureScan® (must choose dash StructureScan® RAM® mounted)
- Lowrance® HDS-9 Touch w/StructureScan® (must choose dash StructureScan® RAM® mounted)
- Lowrance® HDS-12 Touch w/StructureScan® (must choose dash StructureScan® RAM® mounted)
- Humminbird® HELIX™ 7 SI & (RAM® mounted)
- Humminbird® HELIX™ 9 SI & (RAM® mounted)
- Humminbird® HELIX™ 10 SI & (RAM® mounted)
- Humminbird® HELIX™ 12 SI & (RAM® mounted)
- Humminbird® ONIX 8CI SI (RAM® mounted)
- Humminbird® ONIX 10CI SI (RAM® mounted)

DASH GRAPH EXCHANGE

- Lowrance® Elite-7 Ti (RAM® mounted)
- Lowrance® Elite-7 Ti mount (uninstalled)
- Lowrance® HDS-7 Touch w/StructureScan® (RAM® mounted)
- Lowrance® HDS-7 Touch w/StructureScan® mount (uninstalled)
- Lowrance® HDS-9 Touch w/StructureScan® (RAM® mounted)
- Lowrance® HDS-9 Touch w/StructureScan® mount (uninstalled)
- Lowrance® HDS-12 Touch w/StructureScan® (RAM® mounted)
- Lowrance® HDS-12 Touch w/StructureScan® mount (uninstalled)
- Humminbird® HELIX™ 7 SI (RAM® mounted)
- Humminbird® HELIX™ 7 SI (uninstalled)
- Humminbird® HELIX™ 9 SI (RAM® mounted)
- Humminbird® HELIX™ 9 SI (uninstalled)
- Humminbird® HELIX™ 10 SI (RAM® mounted)
- Humminbird® HELIX™ 10 SI (uninstalled)
- Humminbird® HELIX™ 12 SI (RAM® mounted)
- Humminbird® HELIX™ 12 SI (uninstalled)
- Humminbird® ONIX 8CI SI (RAM® mounted)
- Humminbird® ONIX 8CI SI mount (uninstalled)
- Humminbird® ONIX 10CI SI (RAM® mounted)
- Humminbird® ONIX 10CI SI mount (uninstalled)

2ND DASH GRAPH

- Lowrance® HOOK-5x Pro (bracket mounted)
- Lowrance® Elite-7 Ti. (bracket mounted)
- Lowrance® HDS-7 Touch w/StructureScan® (must choose dash StructureScan® RAM® mounted)
- Lowrance® HDS-9 Touch w/StructureScan® (must choose dash StructureScan® RAM® mounted)
- Lowrance® HDS-12 Touch w/StructureScan® (must choose dash StructureScan® RAM® mounted)
- Humminbird® HELIX™ 7 SI (RAM® mounted)
- Humminbird® HELIX™ 9 SI (RAM® mounted)
- Humminbird® HELIX™ 10 SI (RAM® mounted)
- Humminbird® HELIX™ 12 SI (RAM® mounted)
- Humminbird® ONIX 8CI SI (GIMBAL mounted)
- Humminbird® ONIX 10CI SI (GIMBAL mounted)

PERFORMANCE & STEERING

- Lenco trim tabs

BATTERY CHARGER EXCHANGE

- GEN 3-bank, 30-amp battery charger
- GEN 4-bank, 40-amp battery charger

- Heavy-duty winch w/non-binding nylon strap & safety cables
- Outboard motor support to reduce hull & transom stress while towing
- Steel fenders w/diamond-tread step plates
- Carpeted bunks & fender boards to protect hull
- Submersible lights



TROLLING MOTOR

- Pedal recess that will accommodate Minn Kota® or MotorGuide® trolling motor pedal
- Minn Kota® PowerDrive™ 24V, 70-lb. thrust, 60" (1.52 m), foot-control trolling motor w/ Universal Sonar 2

HARDWARE & EQUIPMENT

- Bimini top
- Thumbscrew rail mount rod holders (set of 2, 4 or 6)
- Canvas enclosure (must have windshield option)
- Canvas enclosure w/curtain (must have windshield option)
- Anti-fatigue mat
- Emergency ladder
- KeelGuard (Black or White)
- 2 oxygen generator
- Ski tow pylon
- Tournament ruler
- Walk-thru windshield

CUSHIONS & SEATING

- Fishing chair & pedestal
- Smooth Moves® seat suspension

FUNCTIONAL

- Remote oil fill (available w/OptiMax® motors only)
- SmartCraft® gauges (standard w/Verado® motors)
- Sony® sound system

STYLING

- Custom color

TROLLING MOTOR

- Minn Kota® Terrova® 36V, 112-lb. thrust, 60", trolling motor w/i-Pilot
- MotorGuide® Xi5 36V, 105-lb. thrust, 60", trolling motor
- Minn Kota® Terrova® 36V, 112-lb. thrust, 60", trolling motor w/i-Link (does not include connections for Humminbird® graphs)
- Minn Kota® Terrova® 24V, 80-lb. thrust, 60", trolling motor w/Universal Sonar 2
- Minn Kota® Terrova® 24V, 80-lb. thrust, 60", trolling motor w/i-Pilot
- Minn Kota® Terrova® 24V, 80-lb. thrust, 60", trolling motor w/i-Link
- Minn Kota® Terrova® 36V, 112-lb. thrust, 60", trolling motor w/Universal Sonar 2
- Minn Kota® Ulterra® US2 36V, 112-lb. thrust, 60", trolling motor w/i-Link

KICKER MOTOR

- Factory-installed fuel tank attachment for Mercury® 9.9 or 15 ELPT FourStroke Command Thrust ProKicker, remote & rigging bracket for starboard mounting w/OptiMax® rigging (motor sold separately)
- Factory-installed fuel tank attachment for Mercury® 9.9 or 15 ELPT FourStroke Command Thrust ProKicker, remote & rigging bracket for starboard mounting w/Verado® rigging (motor sold separately)
- Factory-installed Mercury® 15 ELHPT FourStroke Command Thrust ProKicker w/rigging bracket
- Factory-installed Mercury® 15 ELPT FourStroke Command Thrust ProKicker w/fuel tank attachment, remote & rigging bracket w/OptiMax® rigging
- Factory-installed Mercury® 15 ELPT FourStroke Command Thrust ProKicker w/fuel tank attachment, remote & rigging bracket w/Verado® rigging
- Factory-installed Mercury® 9.9 ELHPT FourStroke Command Thrust ProKicker w/rigging bracket
- Factory-installed Mercury® 9.9 ELPT FourStroke Command Thrust ProKicker w/rigging bracket w/fuel tank attachment, remote & rigging bracket w/OptiMax® rigging
- Factory-installed Mercury® 9.9 ELPT FourStroke Command Thrust ProKicker w/fuel tank attachment, remote & rigging bracket w/Verado® rigging
- Rigging kit for starboard mounting of the Mercury® 9.9 or 15 ELHPT FourStroke Command Thrust ProKicker (motor sold separately)

COVERS

- Rope ratchet cover—Charcoal
- Rope ratchet cover—Black

TRAILER

- Spare tire kit
- Retractable transom tie down
- Tandem 2 brake upgrade

See dealer for more details.

ARE YOU READY FOR THE **BIG TIME?**

The greats like Kevin VanDam, Edwin Evers, Rick Clunn and Ott DeFoe started out just like you—standing on the bank of a pond with a spincast reel. But as they matured into the world's best anglers, they learned what tools are needed to vanquish the competition. We at NITRO® are here to give you those tools and help you achieve your dreams.

There's no time like the present. Right now, there are tournaments to be won, trophies to be hoisted, and winnings to be claimed—all out there, waiting for someone to rise to become a champion. Will that someone be you?

THREE CONVENIENT WAYS TO SHOP



IN PERSON

With over 75 Bass Pro Shops and 200 dealers worldwide, there's sure to be a location nearby where you can see a NITRO up close and have all your questions answered by an expert.



ONLINE

Visit the newly redesigned NITRO.COM to browse our complete lineup, watch videos, compare features and pricing and locate the dealer nearest you. You can even customize, price and order your boat, all from the comfort of your home.



BY PHONE

Call us at 855.630.2711 to speak to one of our knowledgeable representatives.

NITRO
PERFORMANCE FISHING BOATS

NITRO

PERFORMANCE FISHING BOATS®



NITRO.COM

2500 E. Kearney | Springfield, MO 65898-5048 U.S.A.

**CHAMPIONS AREN'T BORN.
THEY'RE MADE.**

Photos may show optional or special edition equipment available at an additional cost. Details in pricing, savings, features and promotions may vary by location and are subject to change without notice. Void where prohibited by law. Best efforts are used to ensure the accuracy of our advertising, however, errors may sometimes occur. See your local dealer for complete information. F.O.B. Springfield, MO, USA. © 2016 White River Marine Group, LLC
Designed and printed in U.S.A.

SKU #2371895

UPC #92229227351



BPSCS.27M.10/16.HW

INTERNATIONAL

Your authorized NITRO® Boats Dealer

